

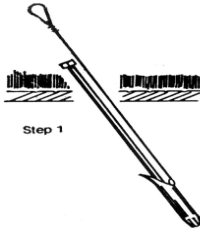


# HIGHLAND

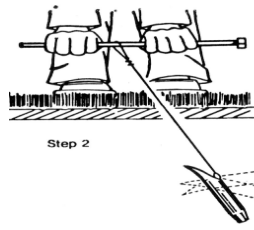
PRODUCTS GROUP LLC



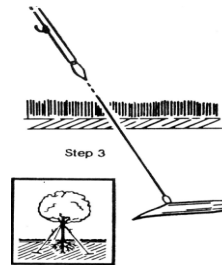
- **Economical**
- **Simple Installation**
- **Ships UPS**
- **Heavy Holding Capacity**
- **Proven Results**
- **Time saver**



**Step 1** – Insert a driving rod into the Better Bilt Earth Anchor. Using a heavy hammer, drive the Better Bilt Earth Anchor into the ground until only the cable loop is showing above ground level.



**Step 2** – Pull drive rod out, slip rod through loop in pull cable, and then pull cable taut. Keep pulling until there is no additional movement. This positions the Better Bilt Earth Anchor into the “set” position.



**Step 3** – The Better Bilt Earth Anchor is “set” for maximum holding capacity when it is perpendicular with the direction of the securing cable. Now loop your guying strap or cable through the cable loop and complete your tie-down procedure.