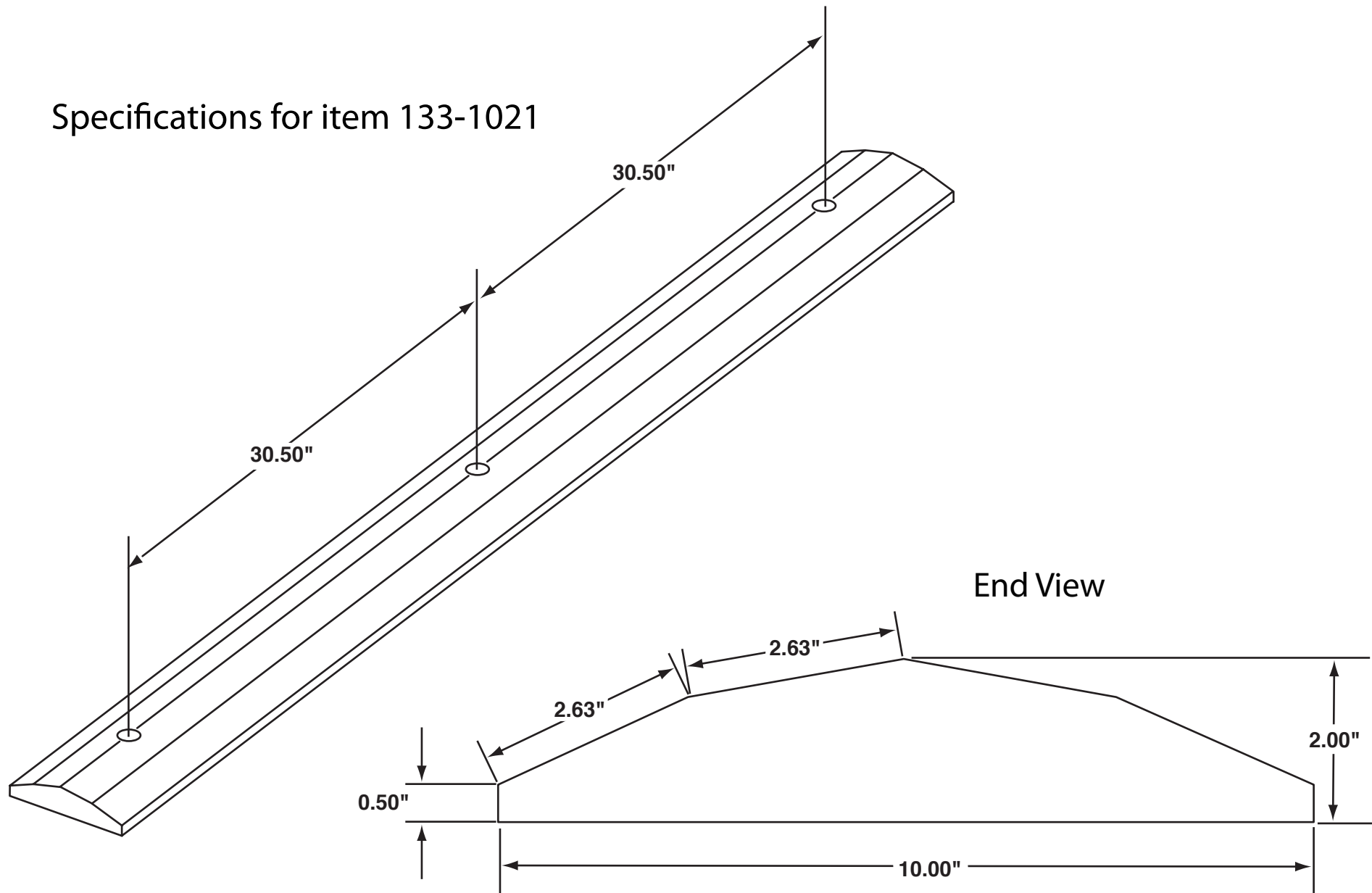


Specifications for item 133-1021





INSTALLATION INSTRUCTIONS SPEED BUMP

MOUNTING SURFACE:




MOUNTING SURFACES MAY VARY FROM SITE TO SITE. THE MOST RIGID METHODS WILL RESULT IN SPEED BUMP STABILITY UNDER NORMAL USAGE. IMPACT BY SNOWPLOWS IS NOT NORMAL.

IDEAL MOUNTING SURFACES:

- FLAT SURFACE THAT DOES NOT MOVE SUMMER OR WINTER.
- 4" CEMENT OR 4" ASPHALT ON A FIRM BASE.
- ASPHALT MUST BE MORE THAN ONE YEAR OLD.

OTHER MOUNTING SURFACES:

SPEED BUMPS BEING INSTALLED ON A NEARLY FLAT SURFACE WILL CONFORM TO GRADUAL SURFACE CONTOURS. THEY CAN ALSO BE BENT SLIGHTLY TO MATCH SOME GRADUAL GROUND IRREGULARITIES OR CAN BE SHAVED WITH WOOD PLANE TYPE OF TOOLS.

REF#	QTY	DESCRIPTION
1	1	SPEED BUMP
2	3	HARDWARE KIT  9/16" FLAT WASHER
3	3	 1/2" X 5" LAG BOLT
4	3	 PLASTIC ANCHOR (MOLLIES)
Note: Speed Bumps should not be mounted in gravel or any surface where bolts go below driving surface material.		

INSTALLATION INSTRUCTIONS USING HARDWARE PROVIDED:

USE THE PRE-DRILLED HOLES ON THE SPEED BUMP AS A GUIDE FOR DRILLING HOLES INTO ASPHALT OR CONCRETE.

ASPHALT INSTALLATION:

1. DRILL 1/2" HOLE, 5" DEEP, WITH MASONRY BIT.
2. INSERT PLASTIC ANCHORS FLUSH WITH ASPHALT.
3. PLACE SPEED BUMP OVER PLASTIC ANCHORS.
4. INSERT LAG BOLTS AND WASHERS AND SECURE.

CONCRETE INSTALLATION:

1. DRILL A 9/16" HOLE, 5" DEEP, WITH A MASONRY BIT.
2. INSERT PLASTIC ANCHOR FLUSH WITH CONCRETE.
3. PLACE SPEED BUMP OVER PLASTIC ANCHORS.
4. INSERT LAG BOLTS AND WASHERS AND SECURE.

MOUNTING BOLT VARIATIONS:

AREAS WITH 2" OF ASPHALT ON SAND, LOOSE DIRT, CLAY, ETC. SHOULD BE PREPARED WITH AT LEAST 6" DIAMETER X 10" DEPTH CAISSON-TYPE FOOTING OF CEMENT. WHEN SET UP THE CEMENT CAN BE DRILLED TO ACCOMMODATE ALL EXPANSION BOLT SYSTEMS. IN SOME CASES A LARGER FOOTING MAY BE NECESSARY TO ENCOMPASS SOLID SUPPORTING GROUND AREA. UNCRACKED CEMENT OF 4" AND GREATER SHOULD BE SUFFICIENT TO HOLD THE EXPANSION BOLT SYSTEM.

*Your 100% recycled plastic speed bump will give you many years of pleasure and pride,
knowing that you did your part in keeping plastic waste out of landfills and protecting our environment.*

