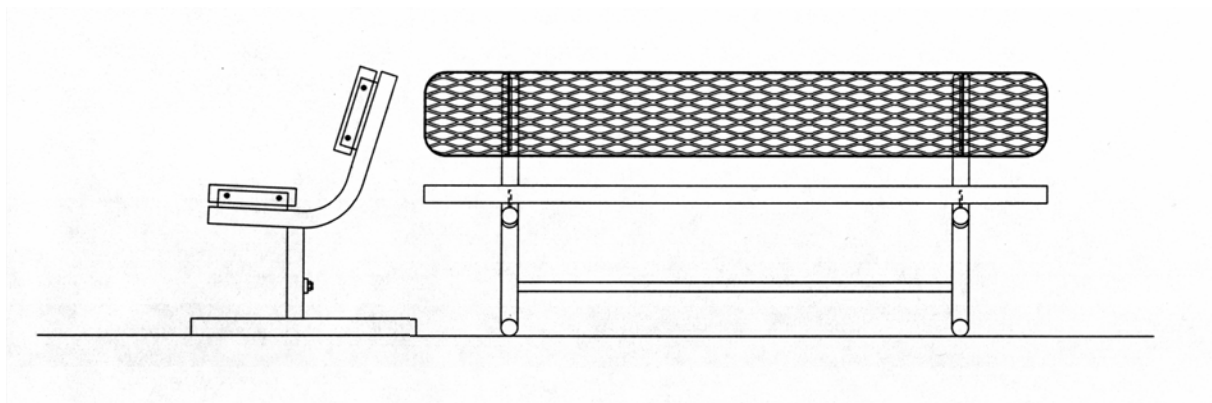




347-1054

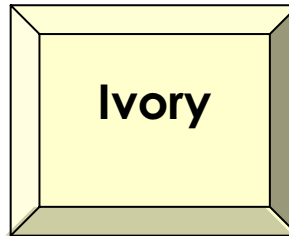


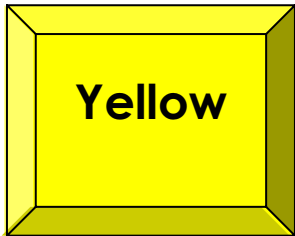
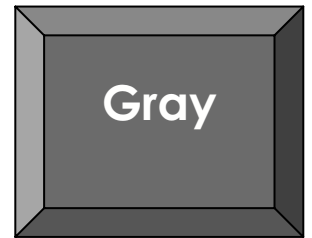


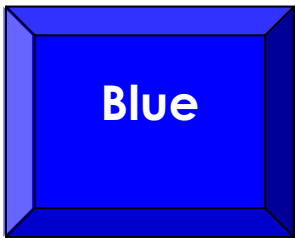


Assembly Instructions:

1. Drill plastic out of the mounting holes on the stands and the seat using a 7/16" diameter drill bit.
2. Attach seat and back loosely to stands with 3/8" x 1-1/2" SS hex bolts, washers and nuts.
3. Attach brace loosely to stands with 3/8" x 1-1/2" SS hex bolts, washers and nuts.
4. Set on level surface and tighten all fasteners.



347 Series Color Choices



Colors shown may vary slightly from actual product. Custom colors available