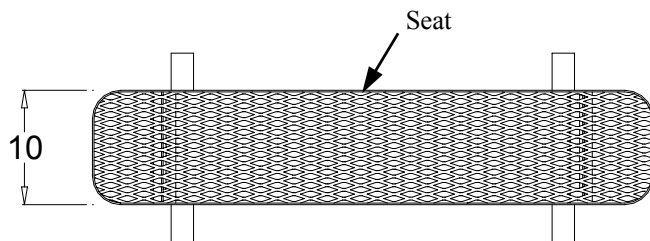
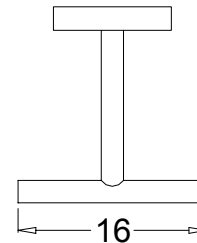
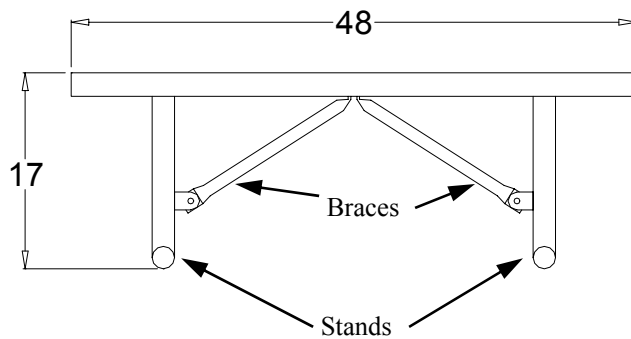


347-1057



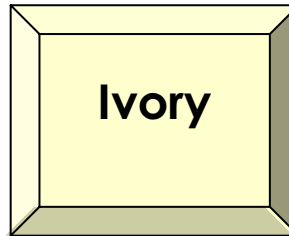


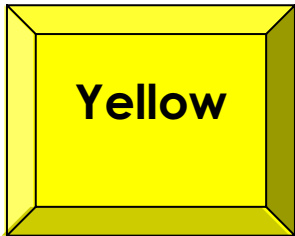
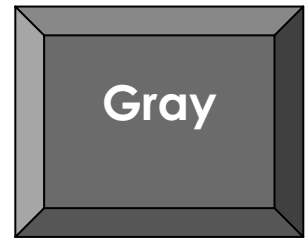


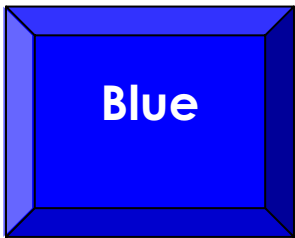
**4FT CHAMPION  
FREE STANDING  
BENCH WITHOUT BACK**



- 
- 1 Drill plastic out of the mounting holes on the stands, seat and braces using a 7/16" dia. drill bit.
  - 2 Fasten the seat to the stands loosely and then fasten the braces to the stands. The braces share the 3/8" X 2" Hex Bolt where they connect to the center of the seat.
  - 3 Make sure that the bench sits level and the legs are straight, then tighten all of the bolts.



## **347 Series Color Choices**



**Colors shown may vary slightly from actual product. Custom colors available**