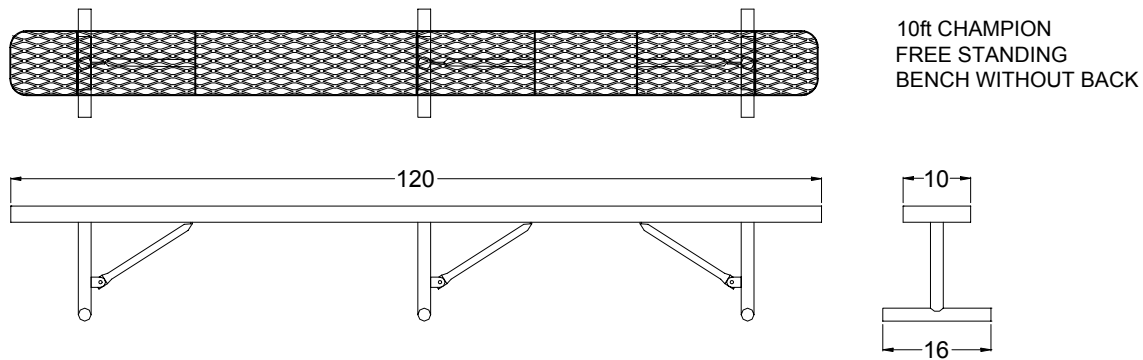


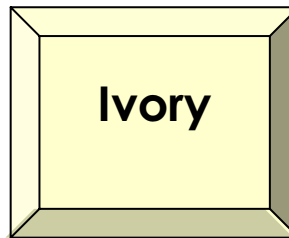


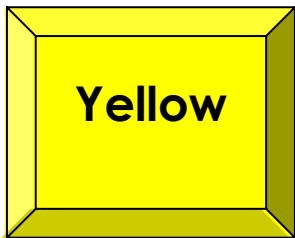
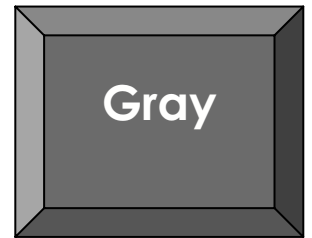


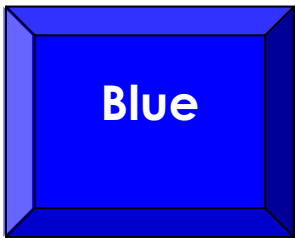
347-1060



-
- 1 Drill plastic out of the mounting holes on the stands, seat and braces using a 7/16" dia. drill bit.
 - 2 Fasten the seat to the stands loosely and then fasten the brace to the stands.
 - 3 Make sure the bench is level and tighten all of the bolts.



347 Series Color Choices



Colors shown may vary slightly from actual product. Custom colors available