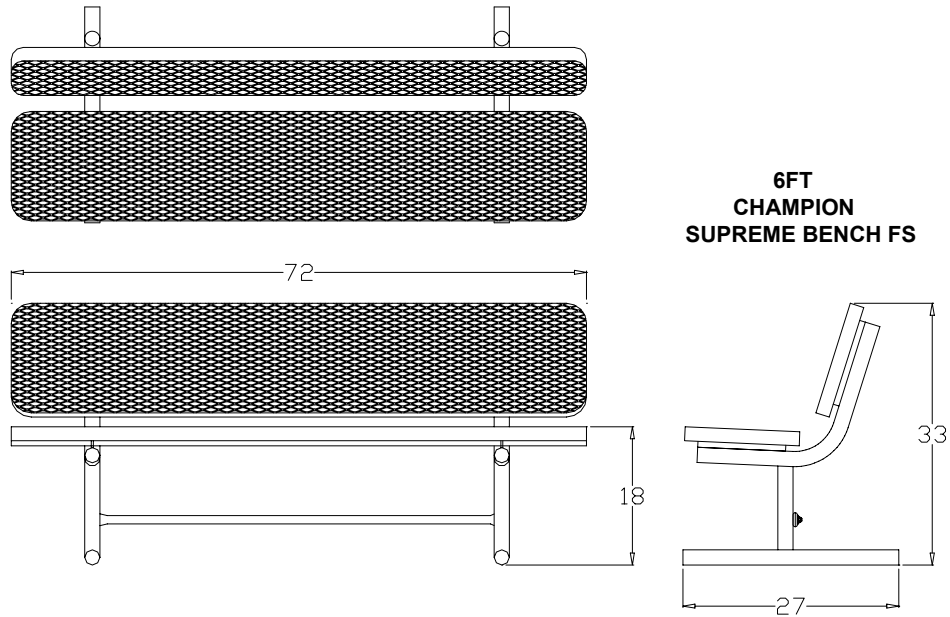


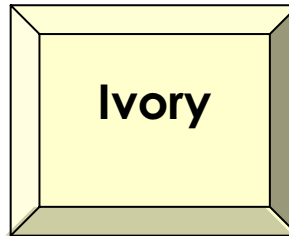


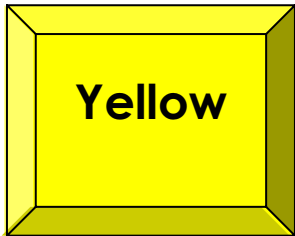
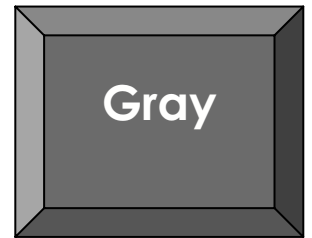


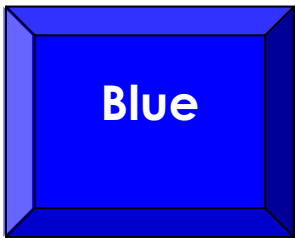
347-1063



- 1 Drill plastic out of the mounting holes on the stands, seat/back and brace using a 7/16" dia. drill bit.
- 2 Fasten the seat/back to the stands loosely and then fasten the brace to the stands. The stands mount on the inside of the cross bar of the seat/back.
- 3 Set on a level surface and tighten all of the bolts.



## **347 Series Color Choices**



**Colors shown may vary slightly from actual product. Custom colors available**