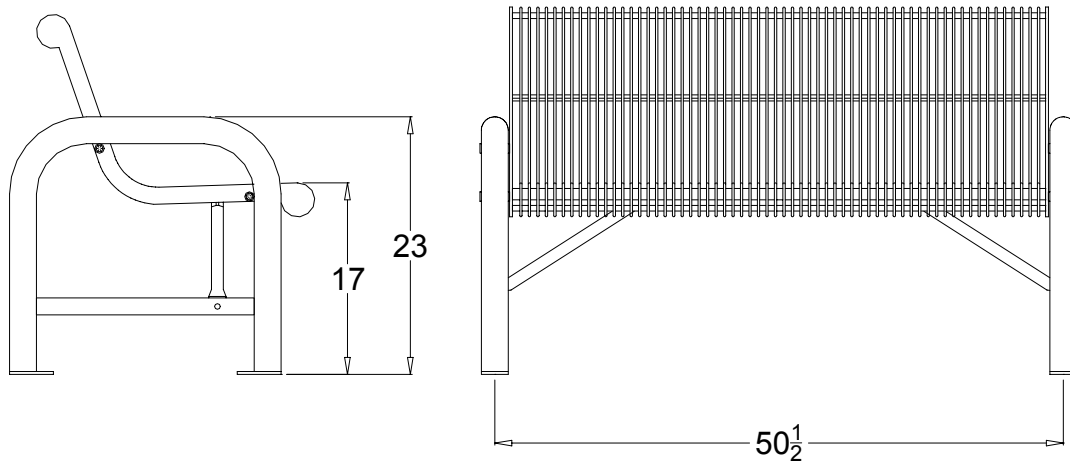


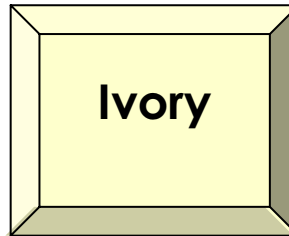


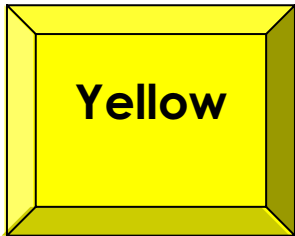
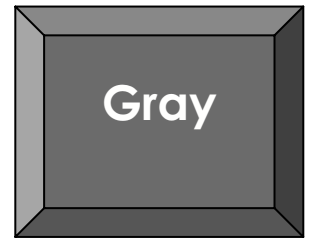


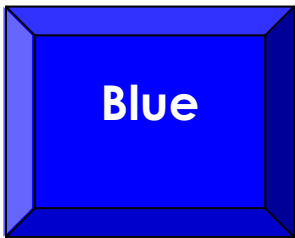
347-1082



- 
- 1 Drill plastic out of the mounting holes on the seat, braces and stands using a 7/16" dia. drill bit.
  - 2 Fasten the seat to the stands, then attach the braces to the seat and stands.
  - 3 Make sure stands, seat and braces are aligned, then tighten all of the bolts.
  - 4 Position bench where desired and mount to surface.



## **347 Series Color Choices**



**Colors shown may vary slightly from actual product. Custom colors available**