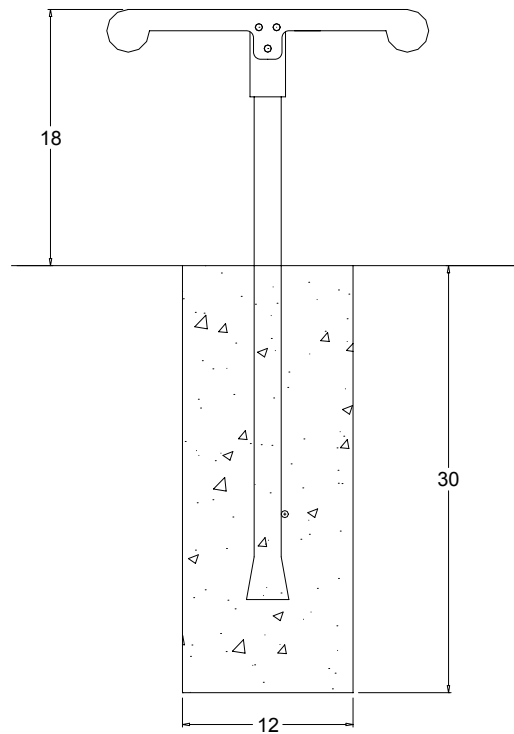


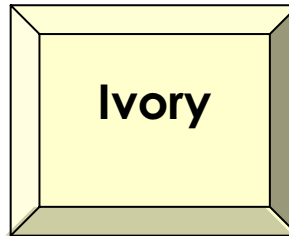


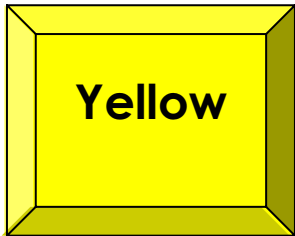
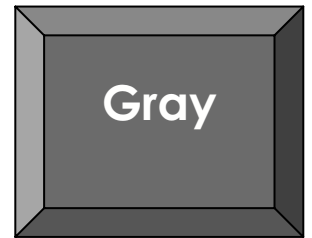


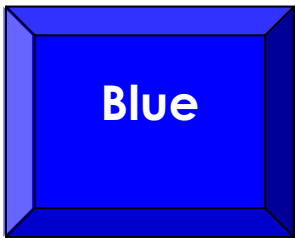
347-1088



-
- 1 Drill plastic out of the mounting holes on the pedestal and the seat using a 7/16" dia. drill bit.
 - 2 Attach seat to stands with 3/8" x 1-1/2" SS hex bolts, washers and nuts.
 - 3 Secure in concrete footing as shown.



347 Series Color Choices



Colors shown may vary slightly from actual product. Custom colors available