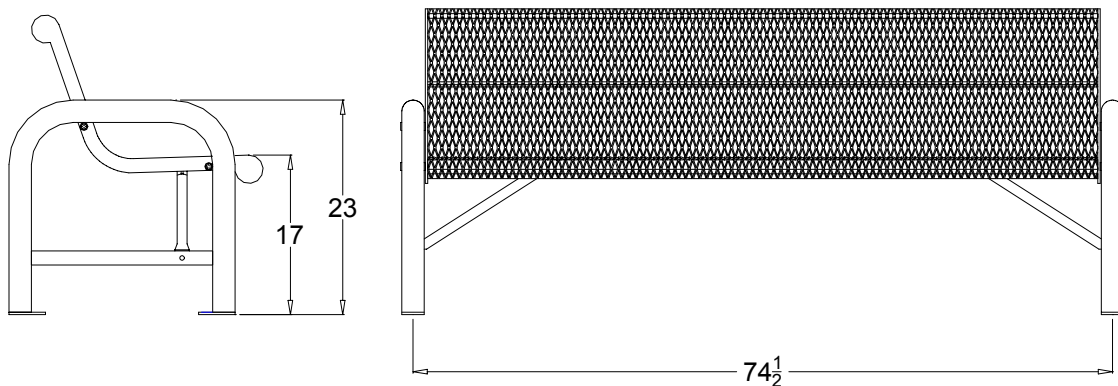


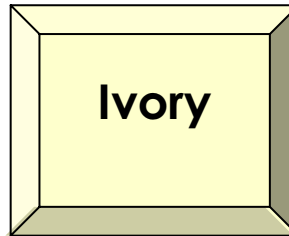


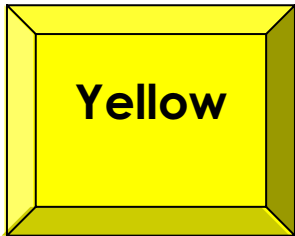
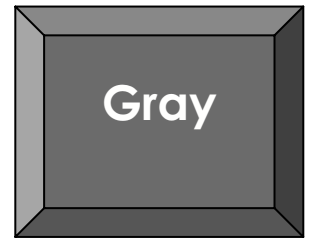


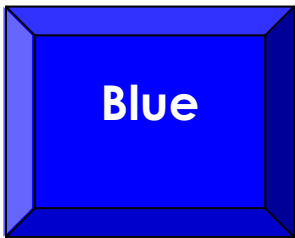
347-1089



- 
- 1 Drill plastic out of the mounting holes on the seat, braces and stands using a 7/16" dia. drill bit.
  - 2 Fasten the seat to the stands loosely and then fasten the brace to the stands and seat.
  - 3 Tighten all of the bolts.
  - 4 Make sure the bench is level and tighten all the bolts.
  - 5 Position bench where desired and anchor to the floor.



## **347 Series Color Choices**



**Colors shown may vary slightly from actual product. Custom colors available**