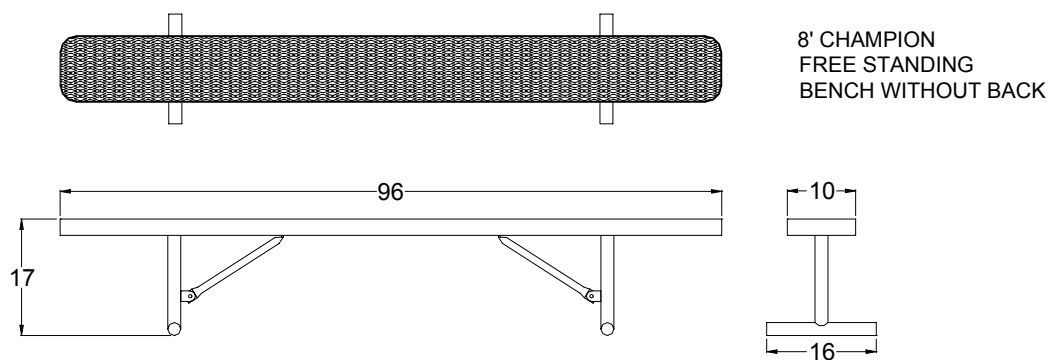


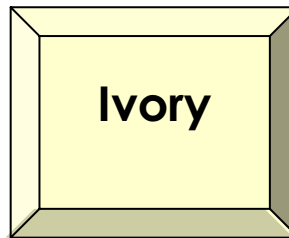


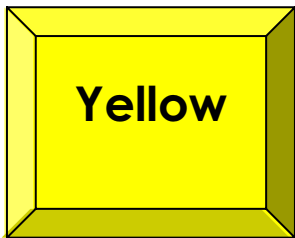
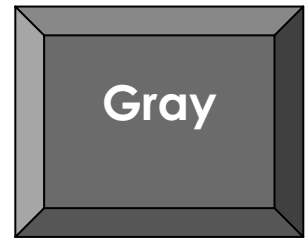


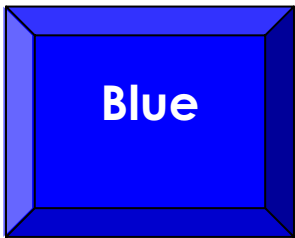
347-2058



- 
- 1 Drill plastic out of the mounting holes on the stands, seat and brace using a 7/16" dia. drill bit.
  - 2 Fasten the seat to the stands loosely and then fasten the brace to the stands.
  - 3 Make sure the bench is level and tighten all of the bolts.



## **347 Series Color Choices**



**Colors shown may vary slightly from actual product. Custom colors available**