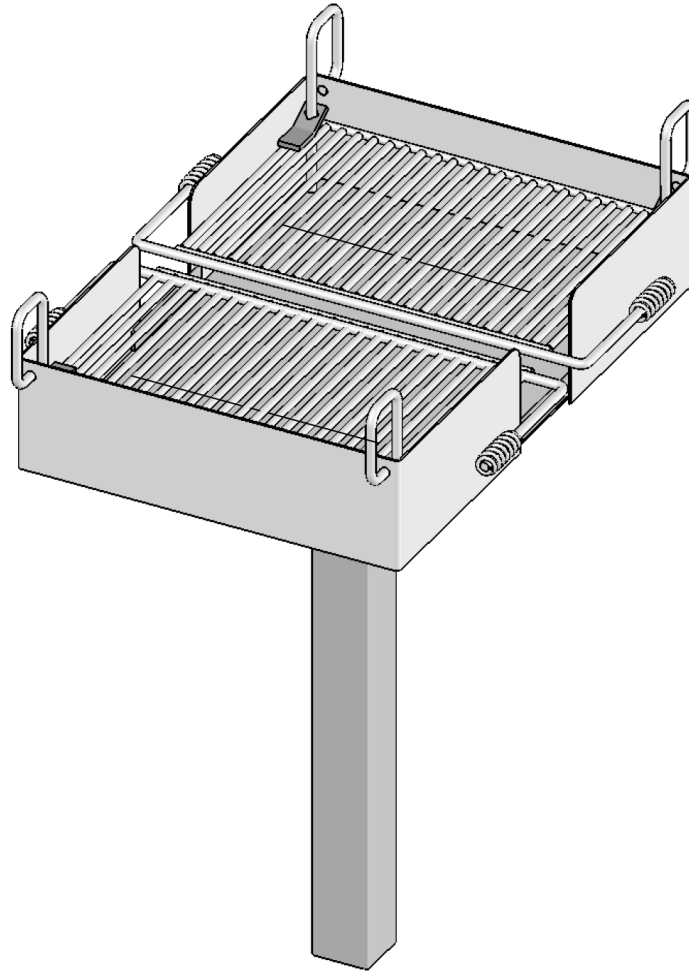


thepark

AND FACILITIES
C A T A L O G



1064 Sq. Cantilever Park Grill

Item #: 398-1026

SAFETY WARNINGS & EQUIPMENT INSPECTION

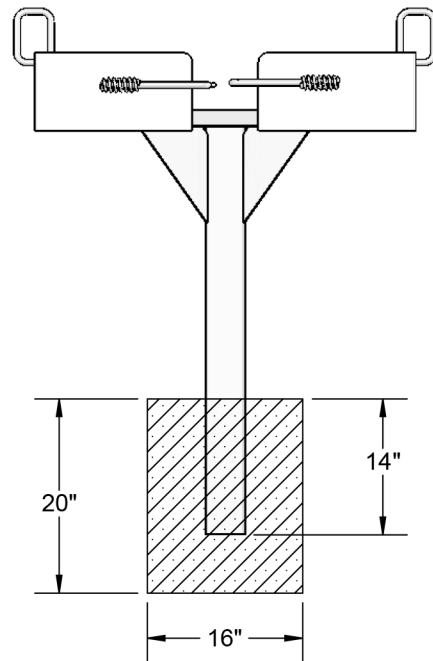
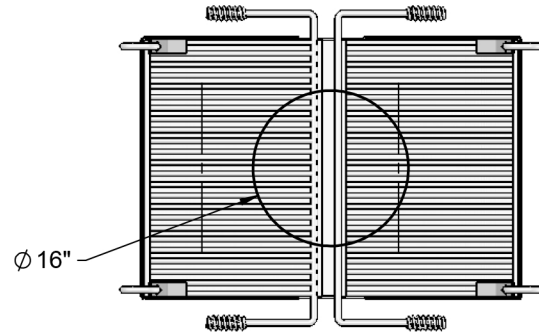
- Owners and installers please note these safety warnings and make use of this checklist on a regular basis.
- Follow installation instructions when erecting equipment.
- Ground surfaces around equipment should be restored as needed. Concrete footings should never be exposed. Surface depth should comply with ASTM and CPSC specifications.
- Check for and repair damage caused by wear or vandalism, a major factor in injury causing situations.
- All protruding bolts should be covered or cut off and finished smooth. Sharp edges on pipes should be capped or removed. Check for bent, broken, or severely worn pipe, and replace.
- All equipment should be free of rust and repainted whenever necessary to deter rusting.
- We provide our customers with layout sheets and installation instructions. Please keep on file the specifications sheet that contains the listing of every part used.
- Never add components not intended for use with this product.
- Regular maintenance is necessary in this and all park and recreational equipment to insure the safety of the user.
- Note: Proper maintenance of equipment requires regular tightening of all bolts, nuts, and setscrews.
- Note: Regular checking of all parts, castings, etc. should be made. If a part is broken or worn, it should be replaced immediately.
- Check to be sure all fittings are tight and that bars and pipes do not move.
- Replace all worn S-hooks. S-hooks must be completely closed. Failure to close S-hooks can result in serious injury to the user. NEVER reuse S-hooks.
- Test for free movement of swing hanger and other moving attached parts.
- Check for worn chains and replace them.
- A soft resilient surface should be placed under all swings extending at least twice the height of the top rail both front and back.

ULTRA SITE PRODUCT SPECIFICATIONS

Bi-Level Group Grill

Overall firebox shall be fabricated from 7-gauge steel. Firebox shall be 28" wide x 39" long x 8" high, and shall be braced on bottom with four 1/4" triangular steel gussets. Each grill shall have two infinitely adjustable cooking grates. Each grate shall consist of twenty-seven 1/2" diameter steel bars, measuring 1-1/8" on centers, supported by two 5/8" diameter steel bars. Grate infinitely adjusts to any height on 5/8" solid steel rods. Total cooking area per grate shall be 532 sq. Inches for a total of 1064 sq. Inches per unit. Each grate shall have cool-coil handles. Support shall be 4" x 4" square steel pipe complete with four 6" x 1/4" gussets. Finish shall be non-toxic rust resistant high temperature black powdercoat.

COMPONENTS



Estimated Required Concrete:
7 - 50lb Bags of Concrete Mix

OVERALL DIMENSIONS

