

398-1339



3350 NW Boca Raton Blvd., Suite B2
Boca Raton, FL, 33431
1-866-280-9894

WARRANTY & TERMS

WARRANTY: 5 Year Limited Warranty on Thermoplastic coated elements. The Park and Facilities Catalog guarantees all items for one full year to be free of defects in workmanship or materials when installed and maintained properly. We agree to repair or replace, any items determined to be defective. Items specifically not covered by this warranty include vandalism, man made or natural disasters, lack of maintenance, normal weathering or wear and tear due to public abuse.

Damages or loss in transit is the responsibility of the carrier, whether visible or concealed. It is the responsibility of the recipient to assure that the order is received complete. Before signing the delivery receipt, inspect the shipment immediately and completely. Note any damages or shortages on the bill of lading. Damage reports must be filed within 10 days. The Park and Facilities Catalog is NOT responsible for damages or loss in transit. Title to all goods passes to the customer at the time of shipment. The Park and Facilities Catalog will assist in filing claims if the freight arrangements were made by The Park and Facilities Catalog at your request.

CANCELLATIONS AND RETURNS: Cancellations are only accepted with approval of The Park and Facilities Catalog. No merchandise shall be returned without a Return Goods Authorization number which is issued by customer service. Any authorized merchandise must be carefully packed and received in saleable condition. A restocking charge of up to 25% will be applied to all returned goods when the error is not the fault of The Park and Facilities Catalog. All returns must be shipped freight prepaid.

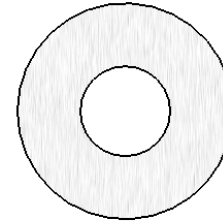
SAFETY WARNINGS & EQUIPMENT INSPECTION

- Owners and installers please note these safety warnings and make use of this checklist on a regular basis.
- Follow installation instructions when erecting equipment.
- Ground surfaces around equipment should be restored as needed. Concrete footings should never be exposed. Surface depth should comply with ASTM and CPSC specifications.
- Check for and repair damage caused by wear or vandalism, a major factor in injury causing situations.
- All protruding bolts should be covered or cut off and finished smooth. Sharp edges on pipes should be capped or removed. Check for bent, broken, or severely worn pipe, and replace.
- All equipment should be free of rust and repainted whenever necessary to deter rusting.
- We provide our customers with layout sheets and installation instructions. Please keep on file the specifications sheet that contains the listing of every part used.
- Never add components not intended for use with this product.
- Regular maintenance is necessary in this and all park and recreational equipment to insure the safety of the user.
- Note: Proper maintenance of equipment requires regular tightening of all bolts, nuts, and setscrews.
- Note: Regular checking of all parts, castings, etc. should be made. If a part is broken or worn, it should be replaced immediately.
- Check to be sure all fittings are tight and that bars and pipes do not move.
- Replace all worn S-hooks. S-hooks must be completely closed. Failure to close S-hooks can result in serious injury to the user. NEVER reuse S-hooks.
- Test for free movement of swing hanger and other moving attached parts.
- Check for worn chains and replace them.
- A soft resilient surface should be placed under all swings extending at least twice the height of the top rail both front and back.

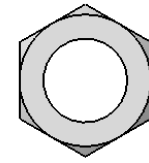
HARDWARE



7/16" x 5-1/2"
Machine Bolt



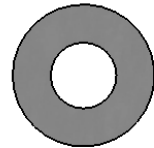
7/16" Washer



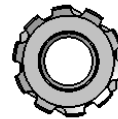
7/16" Hex Nut



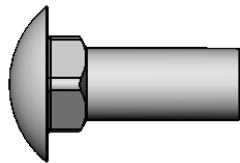
5/16" x 1"
Machine Bolt




5/16" Washer



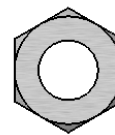
5/16" Kep Nut



3/8" x 1"
Carriage Bolt




3/8" Washer

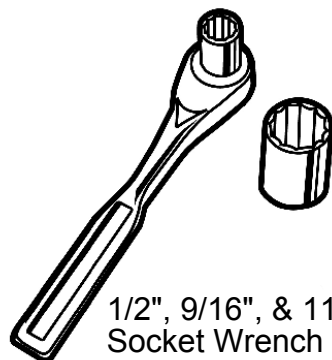


3/8" Hex Nut

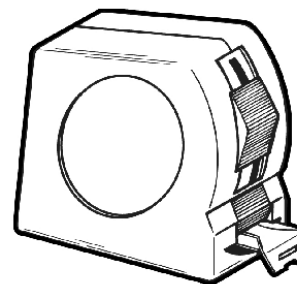
TOOLS REQUIRED



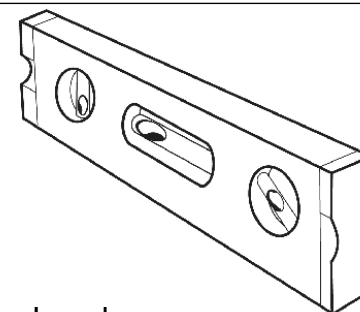
1/2", 9/16", &
11/16" Wrench



1/2", 9/16", & 11/16"
Socket Wrench



Tape Measure



Level

THE PARK AND FACILITIES CATALOG PRODUCT SPECIFICATIONS

46" ROUND SURFACE MOUNT TABLE WITH 4 SEATS

Top & Seats: 11 gauge die formed angle frame 1"x1-7/8" with 3" radius on the seat corners. 12 gauge sheet steel is precision punched with a 5/8" hole. The understructure/attachment plates are fabricated from 7 gauge x 1-1/2" flat bar. Top is additionally supported to the outer frame with 7 gauge x 1-1/2" flat bar. All electrically MIG welded.

Coating: Oven fused functionalized polyethylene copolymer-based thermoplastic. Fluidized bed coating application with superior mechanical performance, impact resistance and UV-stability.

Frame: Main support column is 4"x4"x11 gauge pre-galvanized structural steel tubing. Arms are fabricated from 2-7/8" O.D. x 12 gauge pre-galvanized structural steel tubing welded to 1/4" precision punched plates for attachment to the main column and 2"x2"x3/16" structural steel angle for lateral seat support. Seat attachment points are 10 gauge precision punched tabs. Table top attachment structure is fabricated from 2"x2"x3/16" structural steel angle and top attachment points are 7 gauge x 1-1/2" steel flat bar. Surface mount plate is 16" x 16" x 1/2" thick. All electrically MIG welded.

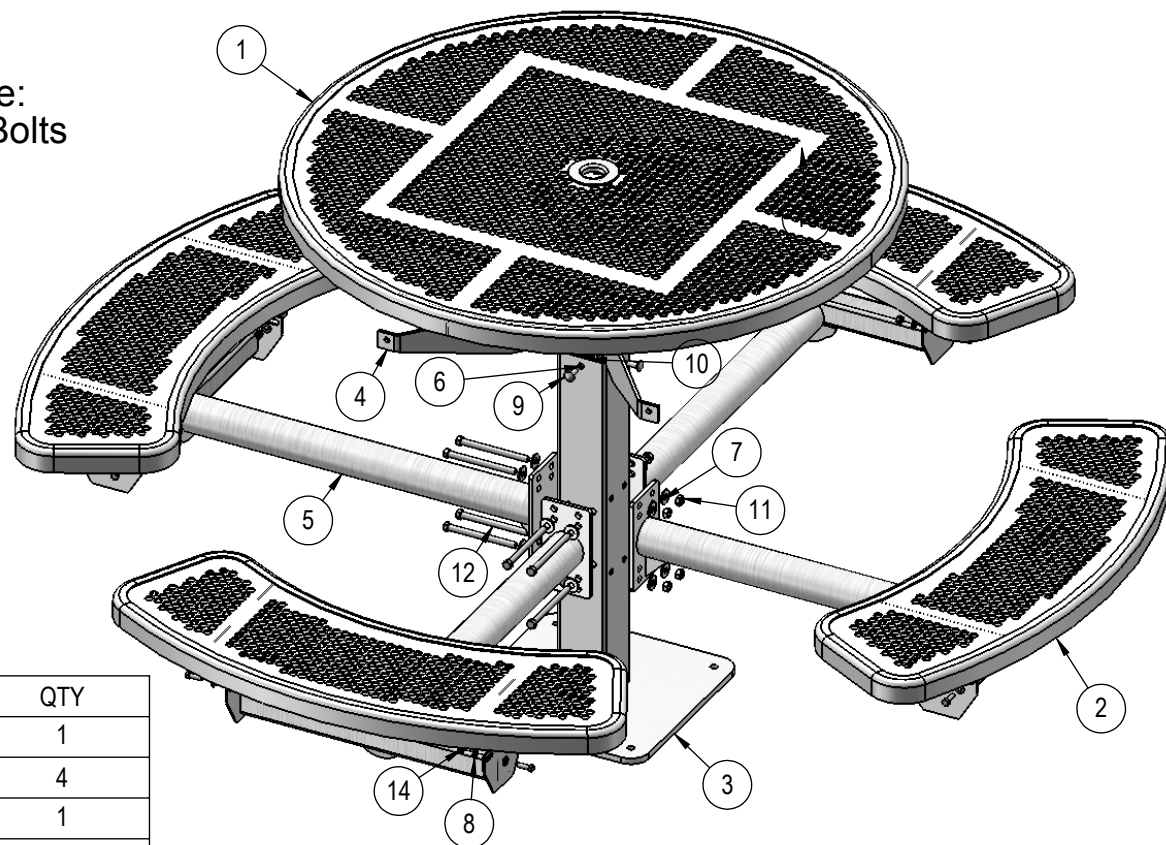
Frame Coating: Electrostatic powder coated application oven cured.

Hardware: All stainless steel hardware fasteners.

Dimensions: Top is 46" diameter x 30-1/4" high. Seats are 12" wide x 40" long x 18" high. Outside to outside dimensions of 4 seats table is 81" square

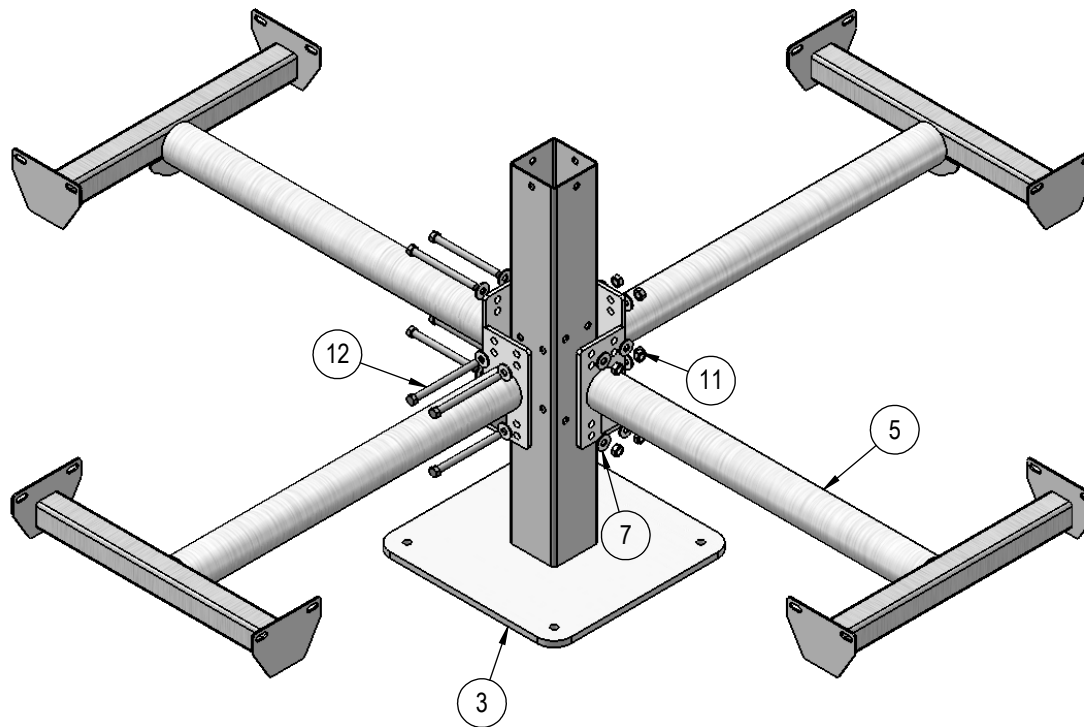
COMPONENTS

Recommended Surface Mount Hardware:
3/8" x 3-1/2" Concrete Expansion Anchor Bolts
(Not Included)



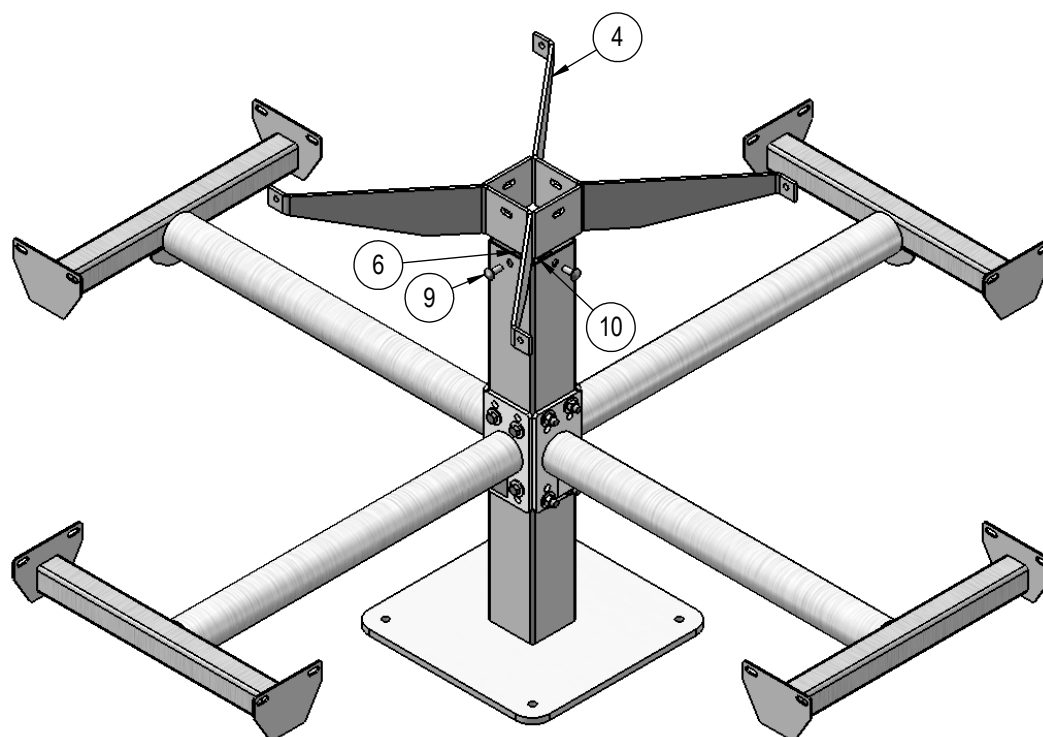
ITEM NO.	PartNo	DESCRIPTION	QTY
1	T-P46RD-T	46" Round Punched Top	1
2	T-P36RD-S	3' Punched Round Seat	4
3	P-338SM	338 SM post asem	1
4	P-01-04-0150	H Bracket	1
5	P-V338-ARM	338 vinyl arm	4
6	33-02-0008	3/8" Flat Washer (SS)	4
7	33-02-0004	7/16" SS Washer	16
8	33-02-0007	5/16" Flat Washer (SS)	40
9	33-06-0042	3/8" x 1" Carriage Bolt (SS)	4
10	33-01-0018	3/8" Hex Nut (SS)	4
11	33-01-0006	7/16" Hex Nut (SS)	8
12	33-06-0049	7/16" x 5-1/2" Machine Bolt	8
13	33-05-0029	5/16" x 1" Machine Bolt (SS)	20
14	33-03-0012	5/16" Kep Nut (SS)	20

STEP 1



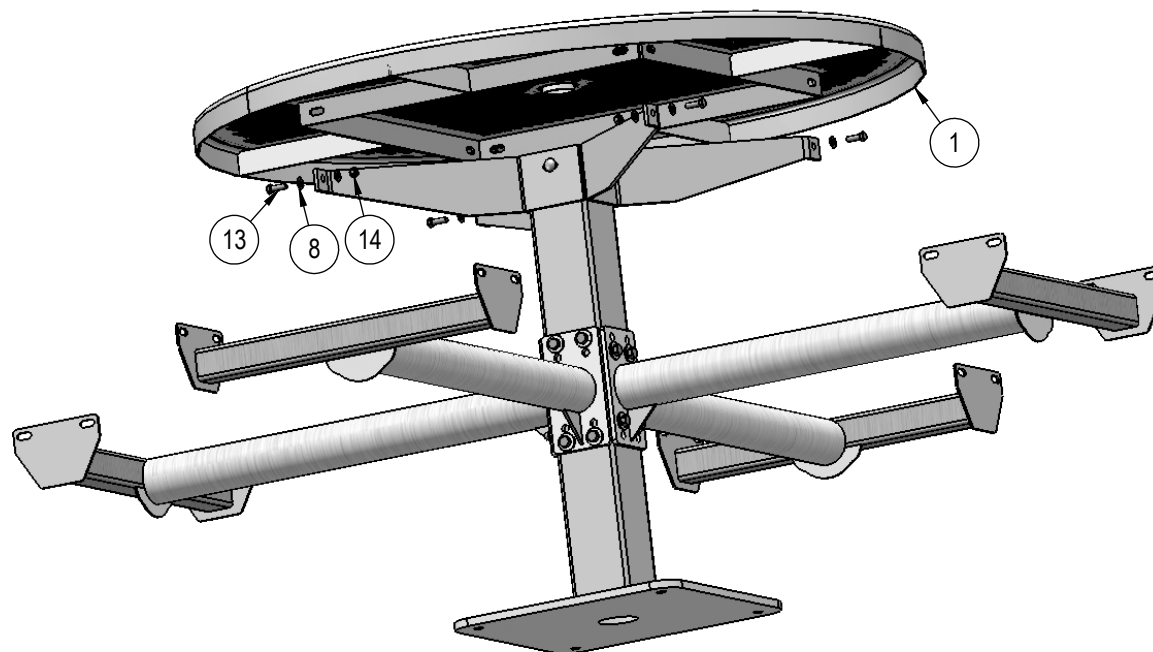
Attach the 398 Vinyl Arms to the 398 Post using specified hardware.

STEP 2



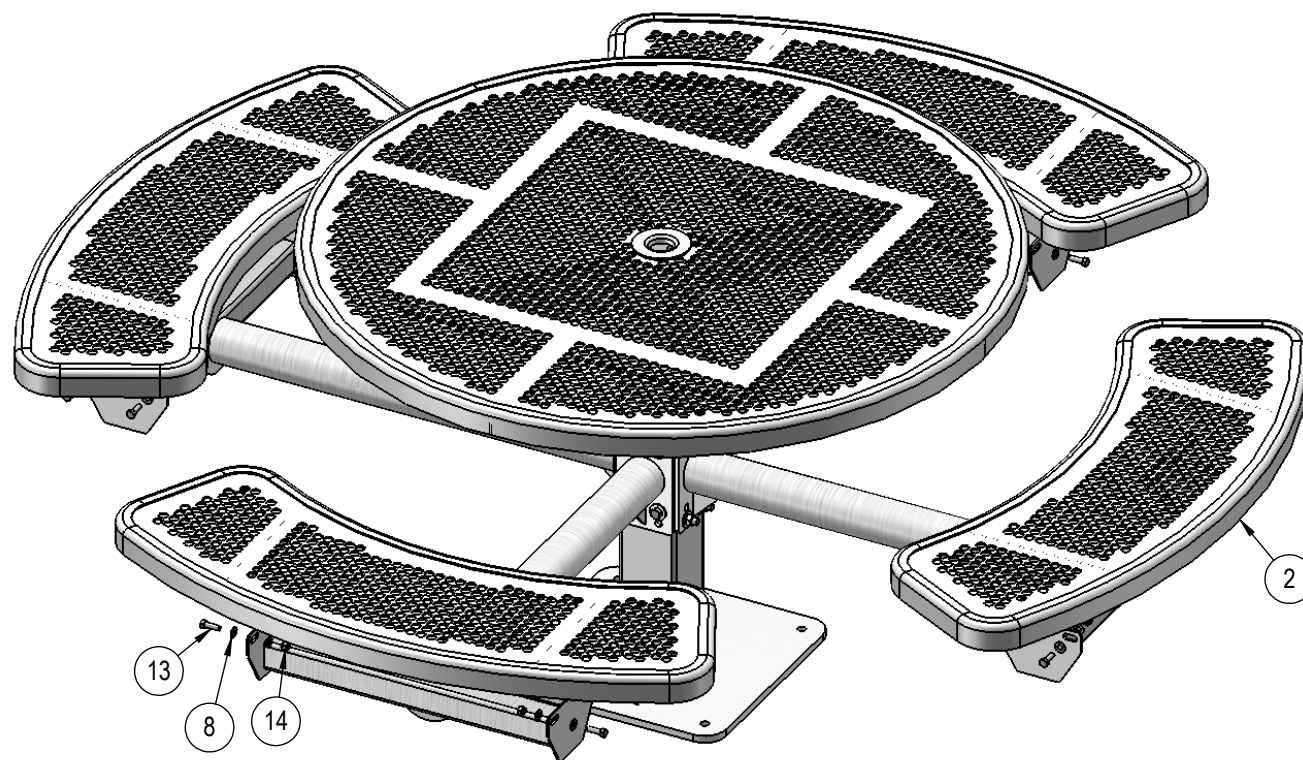
Attach the H Bracket to the 398 Post using specified hardware.

STEP 3



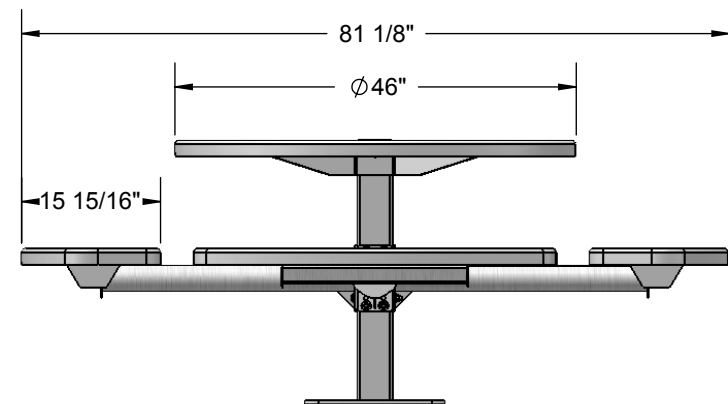
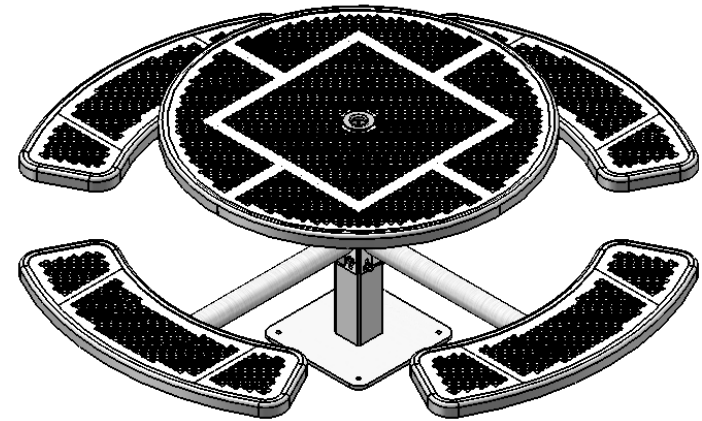
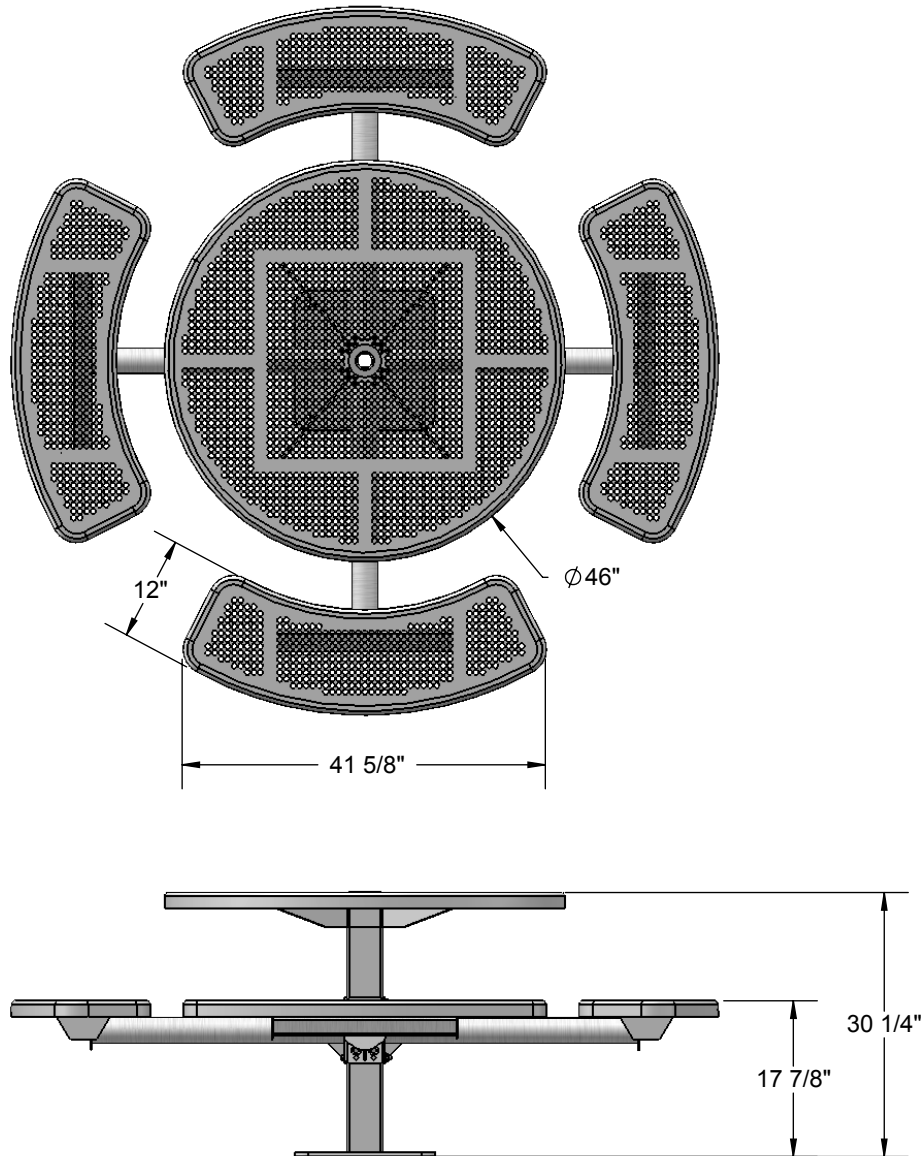
Attach the 46" Round Top to the H Bracket using specified hardware.

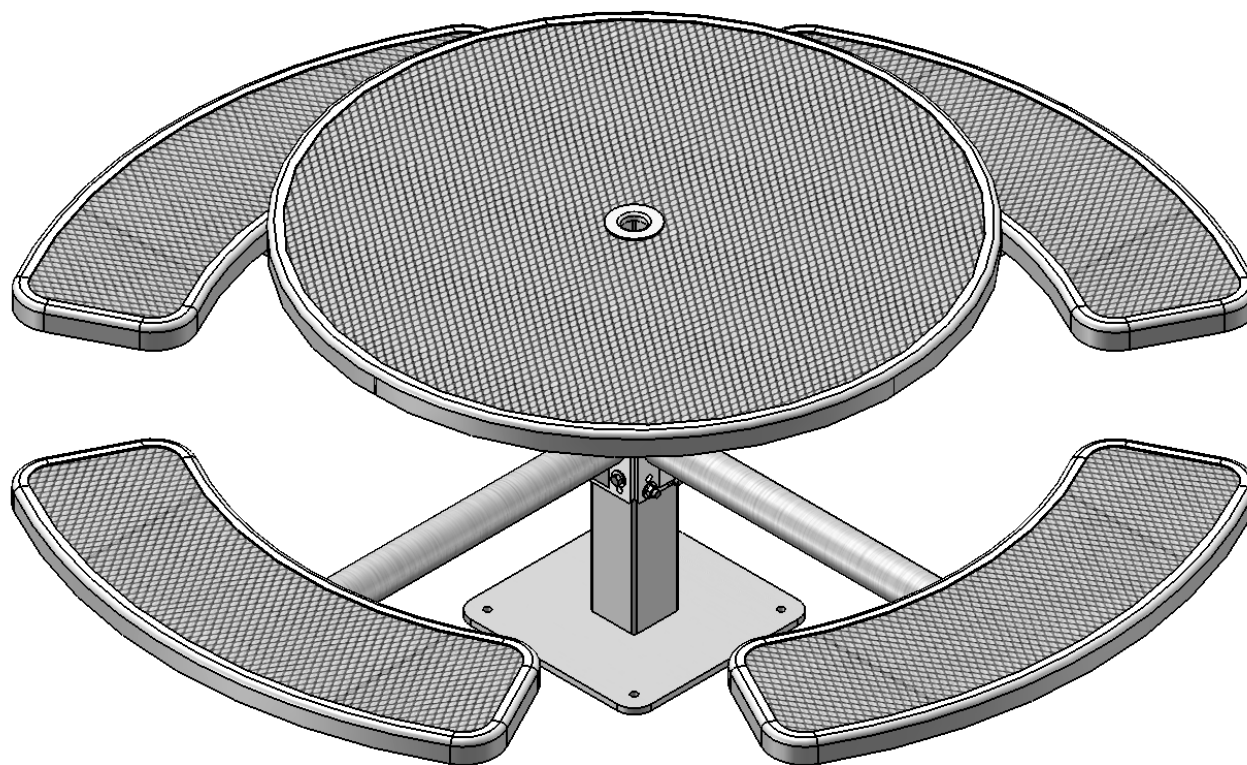
STEP 4



Attach the 3' Round Seats to the 398 Vinyl Arms using specified hardware.

OVERALL DIMENSIONS





398-1339



3350 NW Boca Raton Blvd., Suite B2
Boca Raton, FL, 33431
1-866-280-9894

WARRANTY & TERMS

WARRANTY: 5 Year Limited Warranty on Thermoplastic coated elements. The Park and Facilities Catalog guarantees all items for one full year to be free of defects in workmanship or materials when installed and maintained properly. We agree to repair or replace, any items determined to be defective. Items specifically not covered by this warranty include vandalism, man made or natural disasters, lack of maintenance, normal weathering or wear and tear due to public abuse.

Damages or loss in transit is the responsibility of the carrier, whether visible or concealed. It is the responsibility of the recipient to assure that the order is received complete. Before signing the delivery receipt, inspect the shipment immediately and completely. Note any damages or shortages on the bill of lading. Damage reports must be filed within 10 days. The Park and Facilities Catalog is NOT responsible for damages or loss in transit. Title to all goods passes to the customer at the time of shipment. The Park and Facilities Catalog will assist in filing claims if the freight arrangements were made by The Park and Facilities Catalog at your request.

CANCELLATIONS AND RETURNS: Cancellations are only accepted with approval of The Park and Facilities Catalog. No merchandise shall be returned without a Return Goods Authorization number which is issued by customer service. Any authorized merchandise must be carefully packed and received in saleable condition. A restocking charge of up to 25% will be applied to all returned goods when the error is not the fault of The Park and Facilities Catalog. All returns must be shipped freight prepaid.

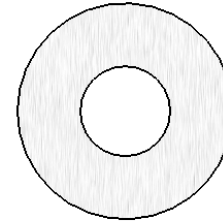
SAFETY WARNINGS & EQUIPMENT INSPECTION

- Owners and installers please note these safety warnings and make use of this checklist on a regular basis.
- Follow installation instructions when erecting equipment.
- Ground surfaces around equipment should be restored as needed. Concrete footings should never be exposed. Surface depth should comply with ASTM and CPSC specifications.
- Check for and repair damage caused by wear or vandalism, a major factor in injury causing situations.
- All protruding bolts should be covered or cut off and finished smooth. Sharp edges on pipes should be capped or removed. Check for bent, broken, or severely worn pipe, and replace.
- All equipment should be free of rust and repainted whenever necessary to deter rusting.
- We provide our customers with layout sheets and installation instructions. Please keep on file the specifications sheet that contains the listing of every part used.
- Never add components not intended for use with this product.
- Regular maintenance is necessary in this and all park and recreational equipment to insure the safety of the user.
- Note: Proper maintenance of equipment requires regular tightening of all bolts, nuts, and setscrews.
- Note: Regular checking of all parts, castings, etc. should be made. If a part is broken or worn, it should be replaced immediately.
- Check to be sure all fittings are tight and that bars and pipes do not move.
- Replace all worn S-hooks. S-hooks must be completely closed. Failure to close S-hooks can result in serious injury to the user. NEVER reuse S-hooks.
- Test for free movement of swing hanger and other moving attached parts.
- Check for worn chains and replace them.
- A soft resilient surface should be placed under all swings extending at least twice the height of the top rail both front and back.

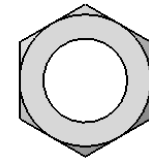
HARDWARE



7/16" x 5-1/2"
Machine Bolt



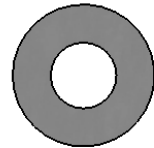
7/16" Washer



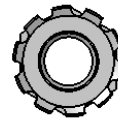
7/16" Hex Nut



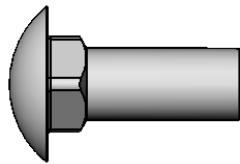
5/16" x 1"
Machine Bolt




5/16" Washer



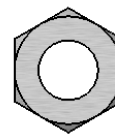
5/16" Kep Nut



3/8" x 1"
Carriage Bolt




3/8" Washer

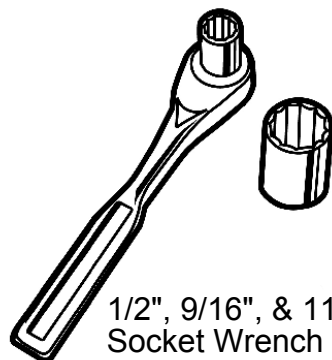


3/8" Hex Nut

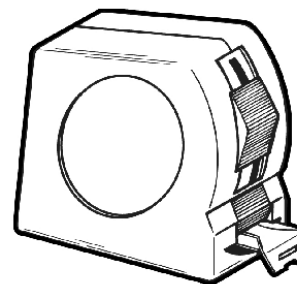
TOOLS REQUIRED



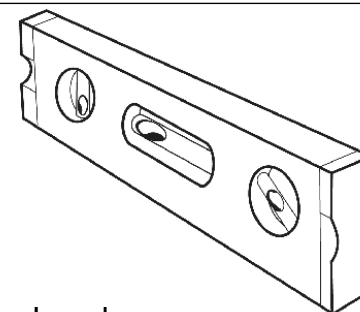
1/2", 9/16", &
11/16" Wrench



1/2", 9/16", & 11/16"
Socket Wrench



Tape Measure



Level

46" ROUND SURFACE MOUNT TABLE WITH 4 SEATS

Top & Seats: 11 gauge die formed angle frame 1"x1-7/8" with 3" radius on the seat corners. 3/4" #9 steel expanded metal. The understructure/attachment plates are fabricated from 7 gauge x 1-1/2" flat bar. Top is additionally supported to the outer frame with 7 gauge x 1-1/2" flat bar. All electrically MIG welded.

Coating: Oven fused functionalized polyethylene copolymer-based thermoplastic. Fluidized bed coating application with superior mechanical performance, impact resistance and UV-stability.

Frame: Main support column is 4"x4"x11 gauge pre-galvanized structural steel tubing. Arms are fabricated from 2-7/8" O.D. x 12 gauge pre-galvanized structural steel tubing welded to 1/4" precision punched plates for attachment to the main column and 2"x2"x3/16" structural steel angle for lateral seat support. Seat attachment points are 10 gauge precision punched tabs. Table top attachment structure is fabricated from 2"x2"x3/16" structural steel angle and top attachment points are 7 gauge x 1-1/2" steel flat bar. 16" x 16" x 1/2" surface mount plate attached to main support column. All electrically MIG welded.

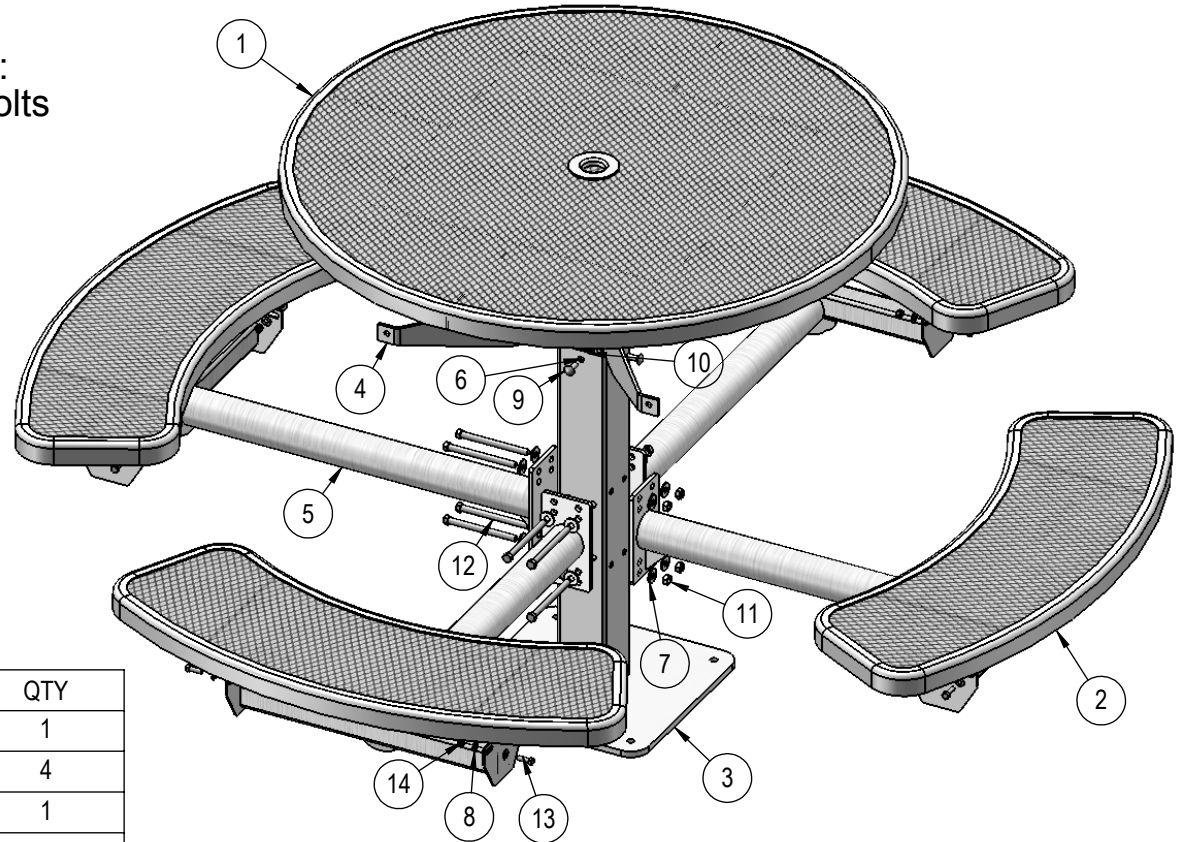
Frame Coating: Electrostatic powder coated application oven cured.

Hardware: All stainless steel hardware fasteners.

Dimensions: Top is 46" diameter x 30-1/4" high. Seats are 12" wide x 41-1/2" long x 18" high. Outside to outside dimensions of 4 seat table is 81" square.

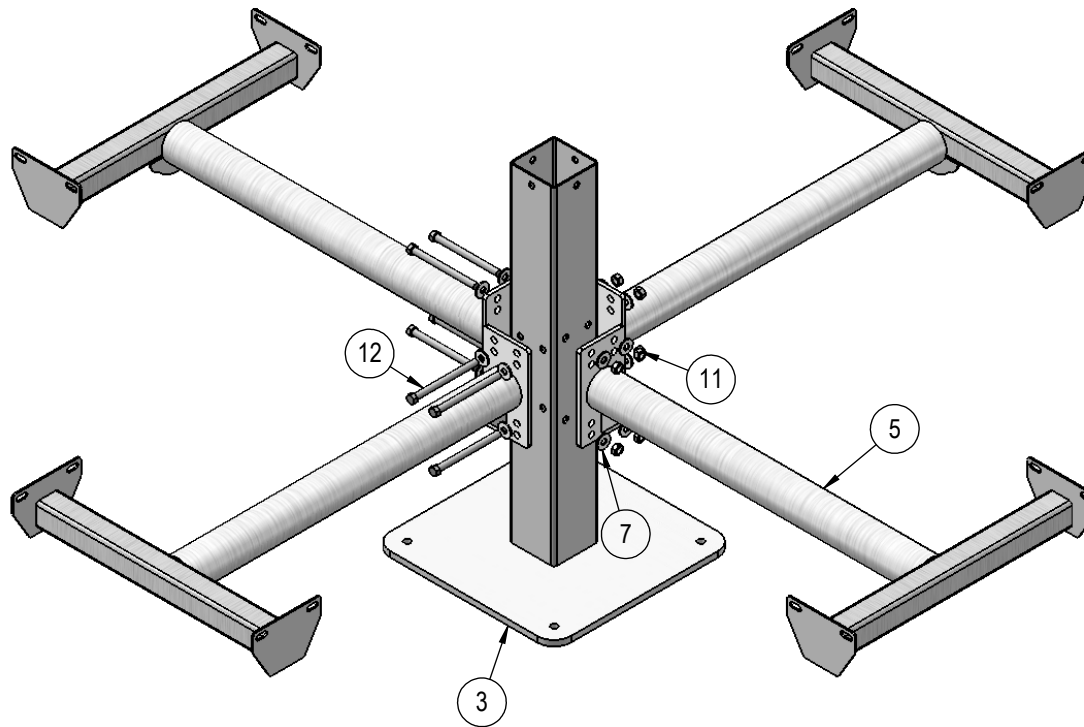
COMPONENTS

Recommended Surface Mount Hardware:
3/8" x 3-1/2" Concrete Expansion Anchor Bolts
(Not Included)



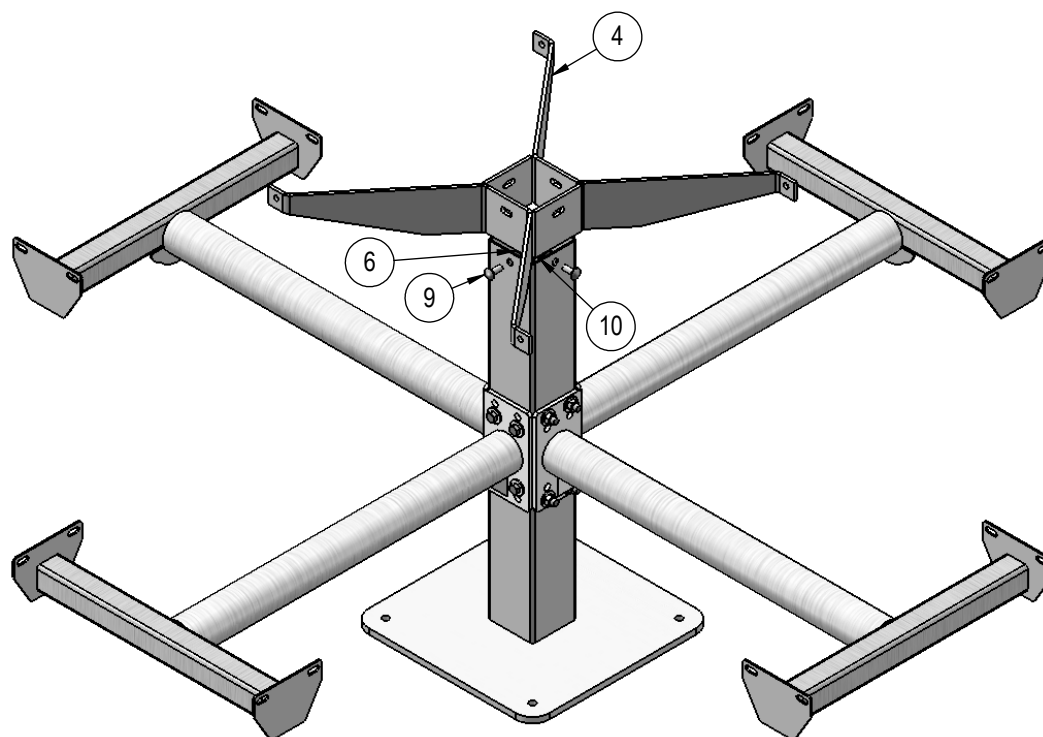
ITEM NO.	PartNo	DESCRIPTION	QTY
1	T-V46RD-T	46" Round Expanded Top	1
2	T-V36RD-S	3' Expanded Round Seat	4
3	P-338SM	338 SM post asem	1
4	P-01-04-0150	H Bracket	1
5	P-V338-ARM	338 vinyl arm	4
6	33-02-0008	3/8" Flat Washer (SS)	4
7	33-02-0004	7/16" SS Washer	16
8	33-02-0007	5/16" Flat Washer (SS)	40
9	33-06-0042	3/8" x 1" Carriage Bolt (SS)	4
10	33-01-0018	3/8" Hex Nut (SS)	4
11	33-01-0006	7/16" Hex Nut (SS)	8
12	33-06-0049	7/16" x 5-1/2" Machine Bolt	8
13	33-05-0029	5/16" x 1" Machine Bolt (SS)	20
14	33-03-0012	5/16" Kep Nut (SS)	20

STEP 1



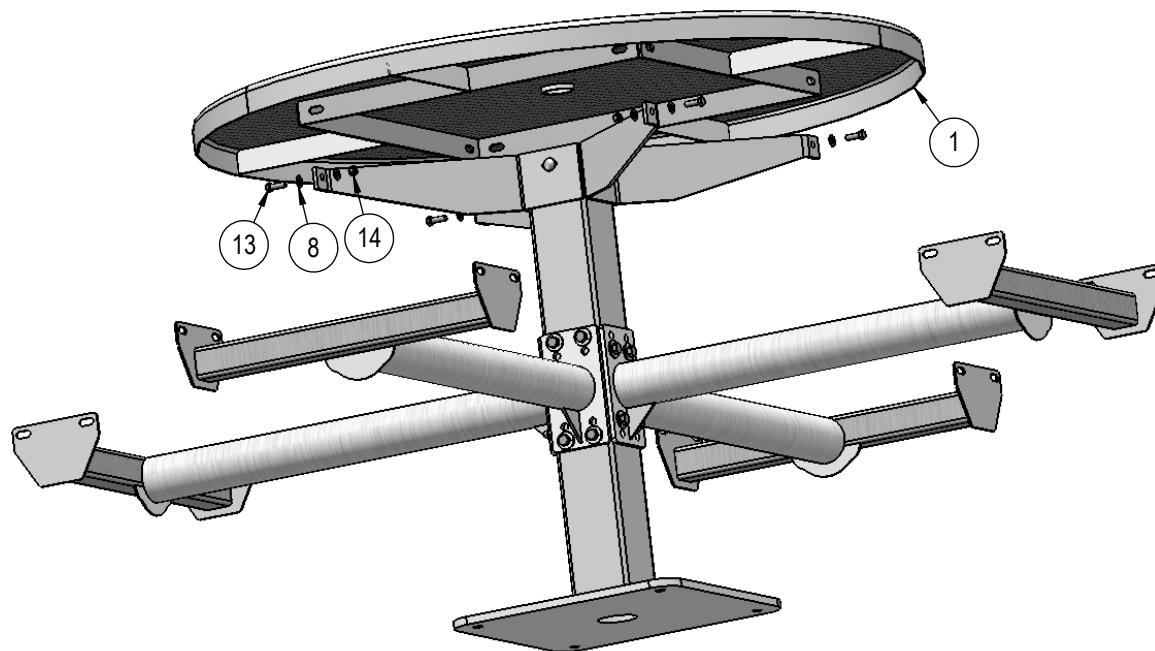
Attach the 398 Vinyl Arms to the 398 Post using specified hardware.

STEP 2




Attach the H Bracket to the 398 Post using specified hardware.

STEP 3



Attach the 46" Round Top to the H Bracket using specified hardware.

STEP 4



Attach the 3' Round Seats to the 398 Vinyl Arms using specified hardware.

OVERALL DIMENSIONS

