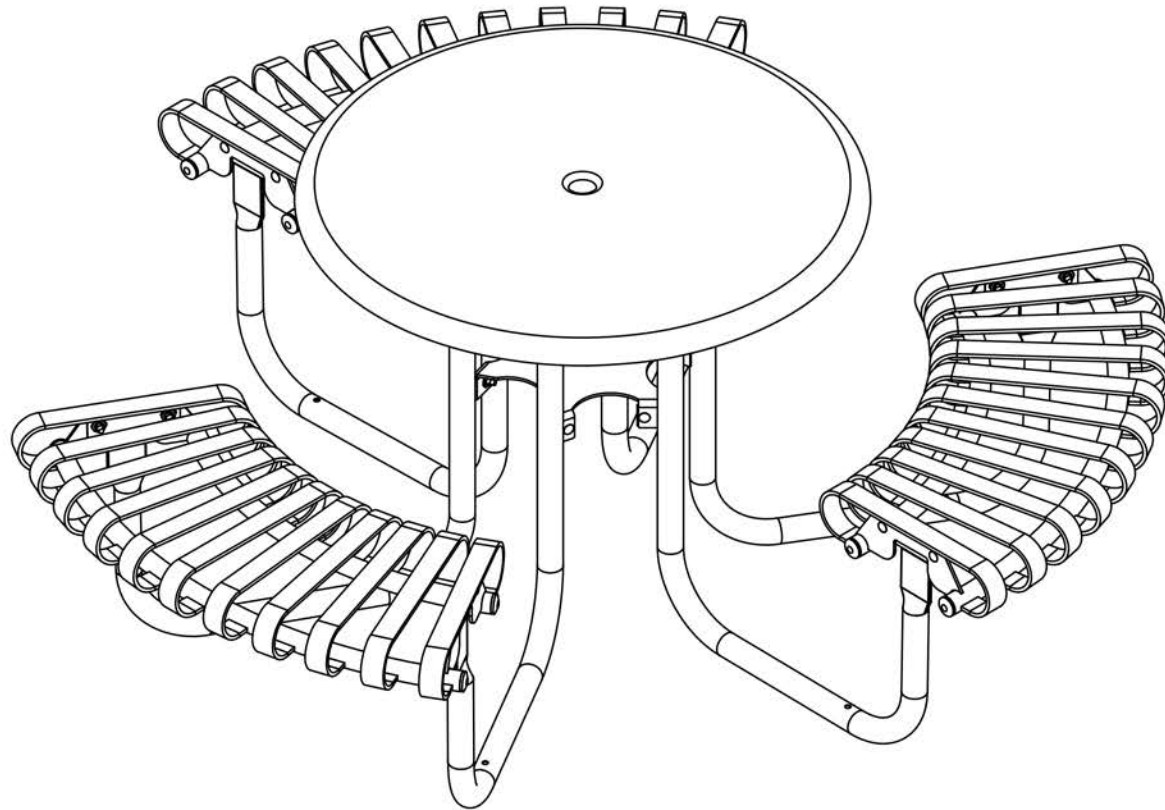


thepark

AND FACILITIES
C A T A L O G



Model No. 398-9025



3350 NW Boca Raton Blvd., Suite B2
Boca Raton, FL, 33431
1-866-280-9894

WARRANTY & TERMS

WARRANTY: 5 Year Limited Warranty on Thermoplastic coated elements. The Park and Facilities Catalog guarantees all items for one full year to be free of defects in workmanship or materials when installed and maintained properly. We agree to repair or replace, any items determined to be defective. Items specifically not covered by this warranty include vandalism, man made or natural disasters, lack of maintenance, normal weathering or wear and tear due to public abuse.

Damages or loss in transit is the responsibility of the carrier, whether visible or concealed. It is the responsibility of the recipient to assure that the order is received complete. Before signing the delivery receipt, inspect the shipment immediately and completely. Note any damages or shortages on the bill of lading. Damage reports must be filed within 10 days. The Park and Facilities Catalog is NOT responsible for damages or loss in transit. Title to all goods passes to the customer at the time of shipment. The Park and Facilities Catalog will assist in filing claims if the freight arrangements were made by The Park and Facilities Catalog at your request.

CANCELLATIONS AND RETURNS: Cancellations are only accepted with approval of The Park and Facilities Catalog. No merchandise shall be returned without a Return Goods Authorization number which is issued by customer service. Any authorized merchandise must be carefully packed and received in saleable condition. A restocking charge of up to 25% will be applied to all returned goods when the error is not the fault of The Park and Facilities Catalog. All returns must be shipped freight prepaid.



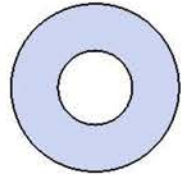
SAFETY WARNINGS & EQUIPMENT INSPECTION

- Owners and installers please note these safety warnings and make use of this checklist on a regular basis.
- Follow installation instructions when erecting equipment.
- Ground surfaces around equipment should be restored as needed. Concrete footings should never be exposed. Surface depth should comply with ASTM and CPSC specifications.
- Check for and repair damage caused by wear or vandalism, a major factor in injury causing situations.
- All protruding bolts should be covered or cut off and finished smooth. Sharp edges on pipes should be capped or removed. Check for bent, broken, or severely worn pipe, and replace.
- All equipment should be free of rust and repainted whenever necessary to deter rusting.
- We provide our customers with layout sheets and installation instructions. Please keep on file the specifications sheet that contains the listing of every part used.
- Never add components not intended for use with this product.
- Regular maintenance is necessary in this and all park and recreational equipment to insure the safety of the user.
- Note: Proper maintenance of equipment requires regular tightening of all bolts, nuts, and setscrews.
- Note: Regular checking of all parts, castings, etc. should be made. If a part is broken or worn, it should be replaced immediately.
- Check to be sure all fittings are tight and that bars and pipes do not move.
- Replace all worn S-hooks. S-hooks must be completely closed. Failure to close S-hooks can result in serious injury to the user. NEVER reuse S-hooks.
- Test for free movement of swing hanger and other moving attached parts.
- Check for worn chains and replace them.
- A soft resilient surface should be placed under all swings extending at least twice the height of the top rail both front and back.

HARDWARE



5/16" x 1"
Machine Bolt

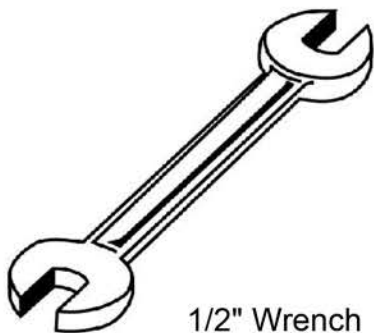


5/16" Washer

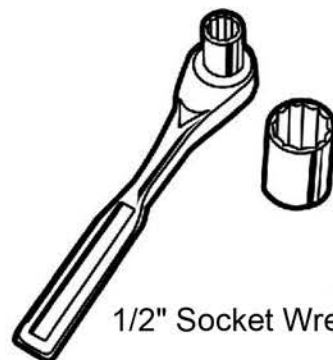


5/16" Kep Nut


TOOLS REQUIRED



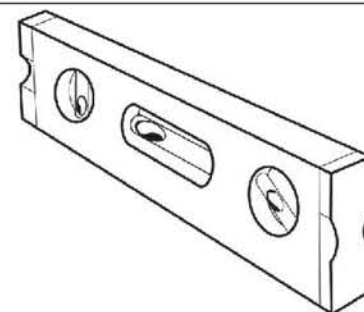
1/2" Wrench



1/2" Socket Wrench



Tape Measure



Level

KENSINGTON ROUND SOLID TABLE W/ 3 SLAT SEATS

Top & Seats: Top is 11 gauge flat steel, spun to form. Seat slats are fabricated from a 1/4" plate. Seats are additionally supported by 1" sch 40 steel tube. The Seat understructure /attachment plates are fabricated from 7 gauge flat steel plate. Top Attachment plates are fabricated from 10 gauge flat steel plate. All electrically MIG welded.

Coating: Steel is sandblasted to near white condition. Coated with zinc rich epoxy primer and top coated with electrostatic powdercoat, oven cured.

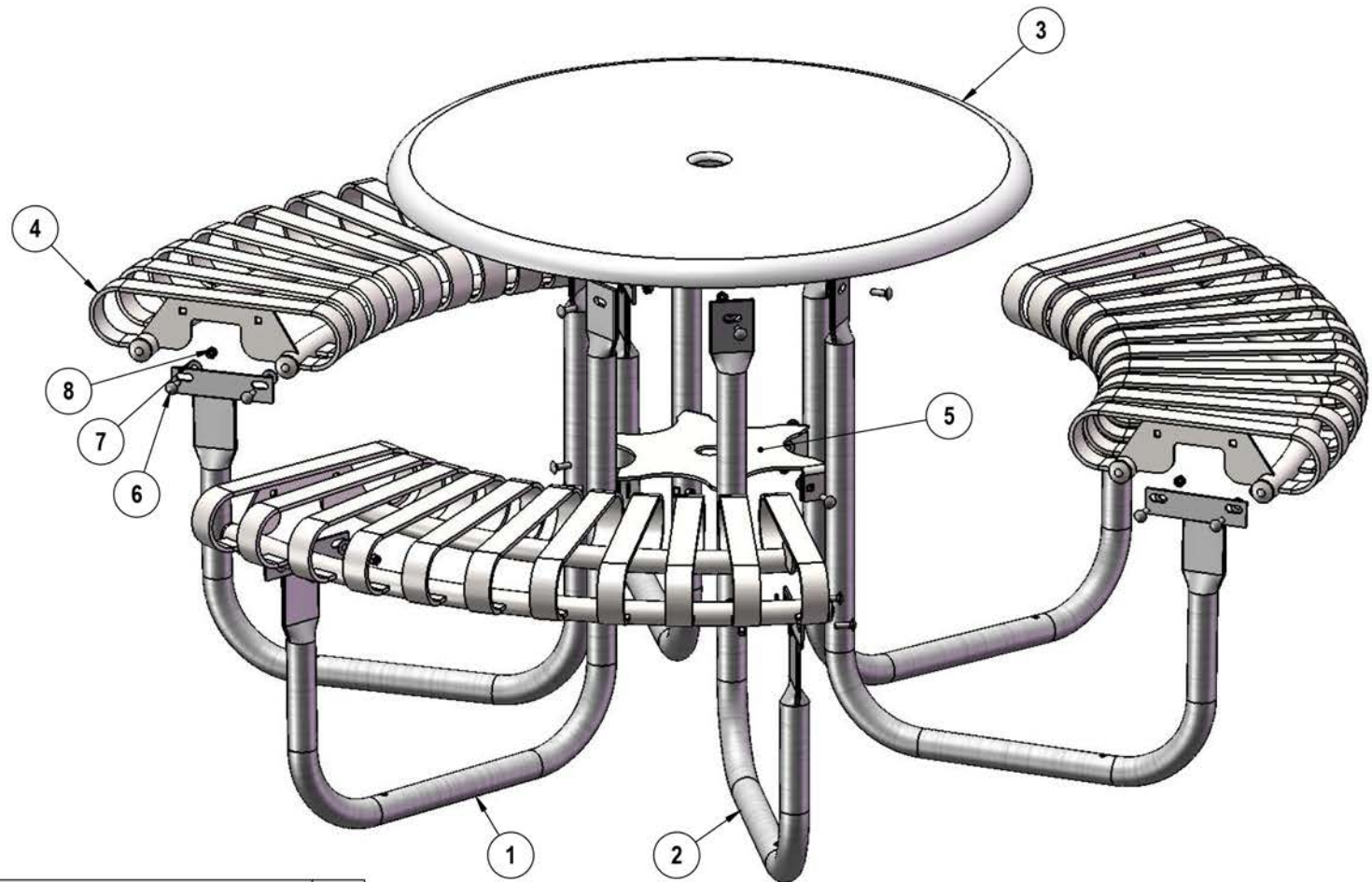
Frame: 1-5/8" O.D. x 14 gauge pre-galvanized structural steel tubing. Brace attachment points are 1-1/2"x2"x3/16" steel flat bar. frame brace is fabricated from 7 gauge flat steel plate. Seat mounting points are 7 gauge x 1-1/2" die stamped steel flat bar. Legs are bent over a mandrel through the bend radius producing a wrinkle free bend. Holes are predrilled in legs for optional surface mounting. All electrically MIG welded.

Frame Coating: Steel is sandblasted to near white condition. Coated with zinc rich epoxy primer and top coated with electrostatic powdercoat, oven cured.

Hardware: All stainless steel hardware fasteners.

Dimensions: Top is 36" round x 30" high. Seats are 38" long x 18-1/4" wide x 18-1/4" high. Outside to outside dimensions of 3 seat table is 73-1/2" diameter.

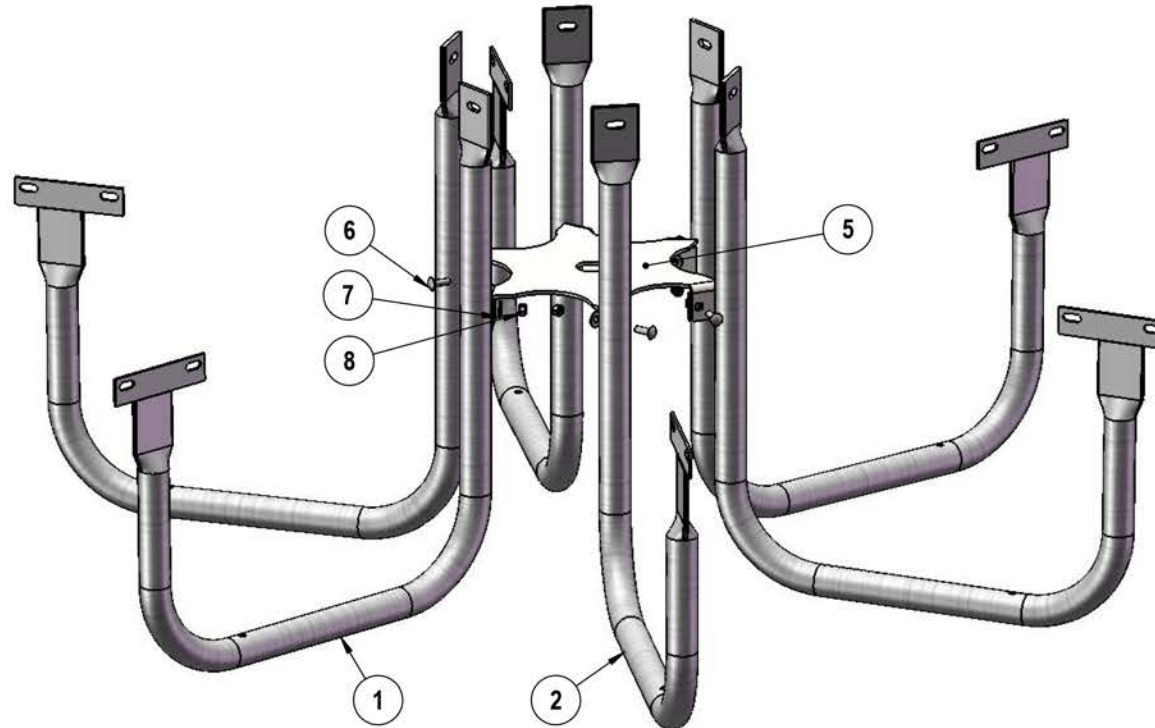
COMPONENTS



ITEM NO.	PartNo	DESCRIPTION	Qty.
1	P-V358-R	358 Vinyl Leg R	3
2	P-V358-L	358 Vinyl Leg L	3
3	P-01-04-0382	36" Kensington Round Solid Spun Top - Welded	1
4	P-01-04-0383	3' Kensington Round Strap Seat	3
5	01-01-0522	42 Series Brace Plate	1
6	33-06-0068	5/16" x 1" Carriage Bolt (SS)	24
7	33-02-0007	5/16" SS Washer	24
8	33-03-0012	5/16" Kep Nut (SS)	24

Recommended Surface Mount Hardware:
5/16" x 3-1/2" Concrete Expansion Anchor Bolts
(Not Included)

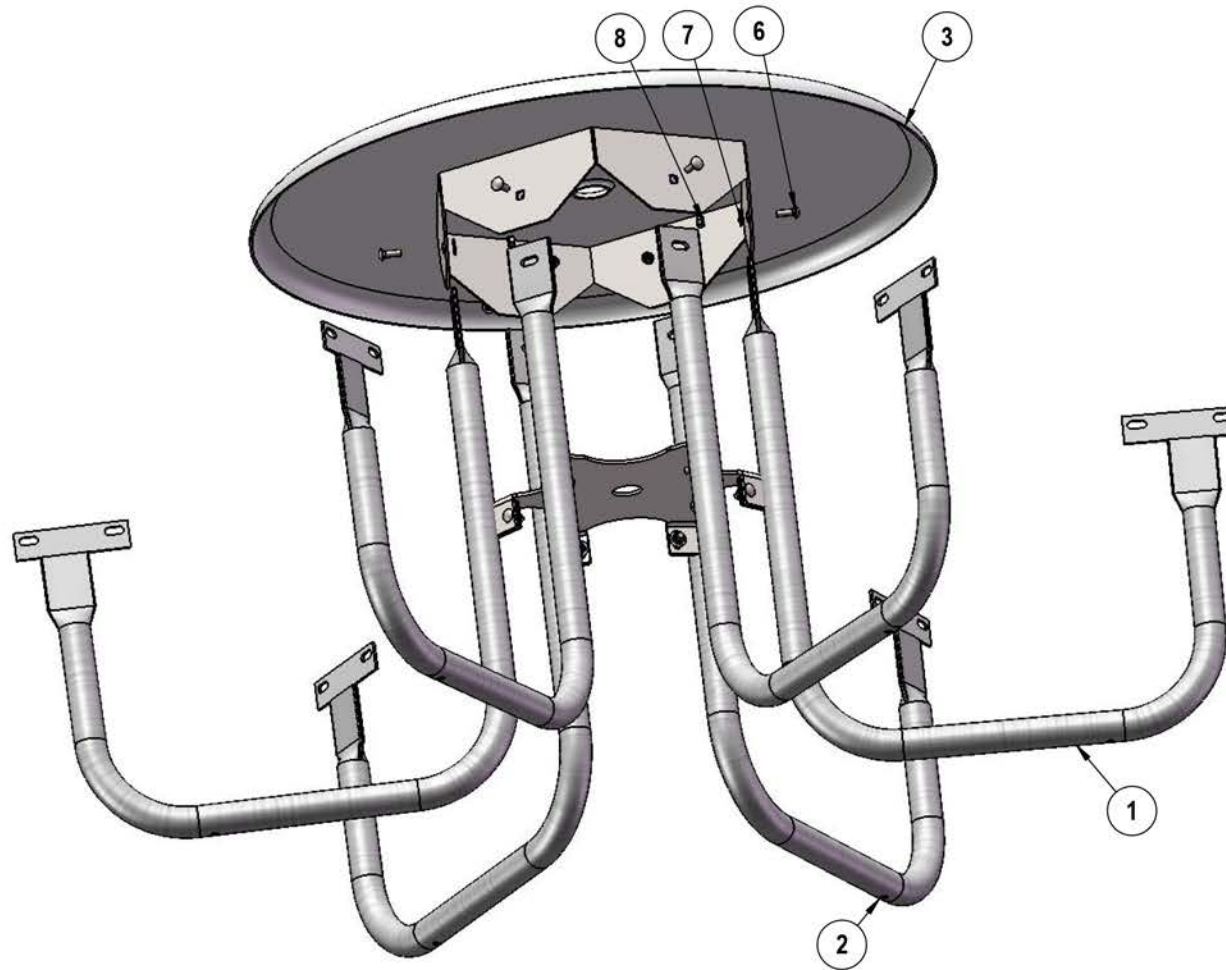
STEP 1



Attach 42 Series Brace Plate to the 358 Vinyl legs.

NOTE: Tab on Leg goes on inside of Brace Plate

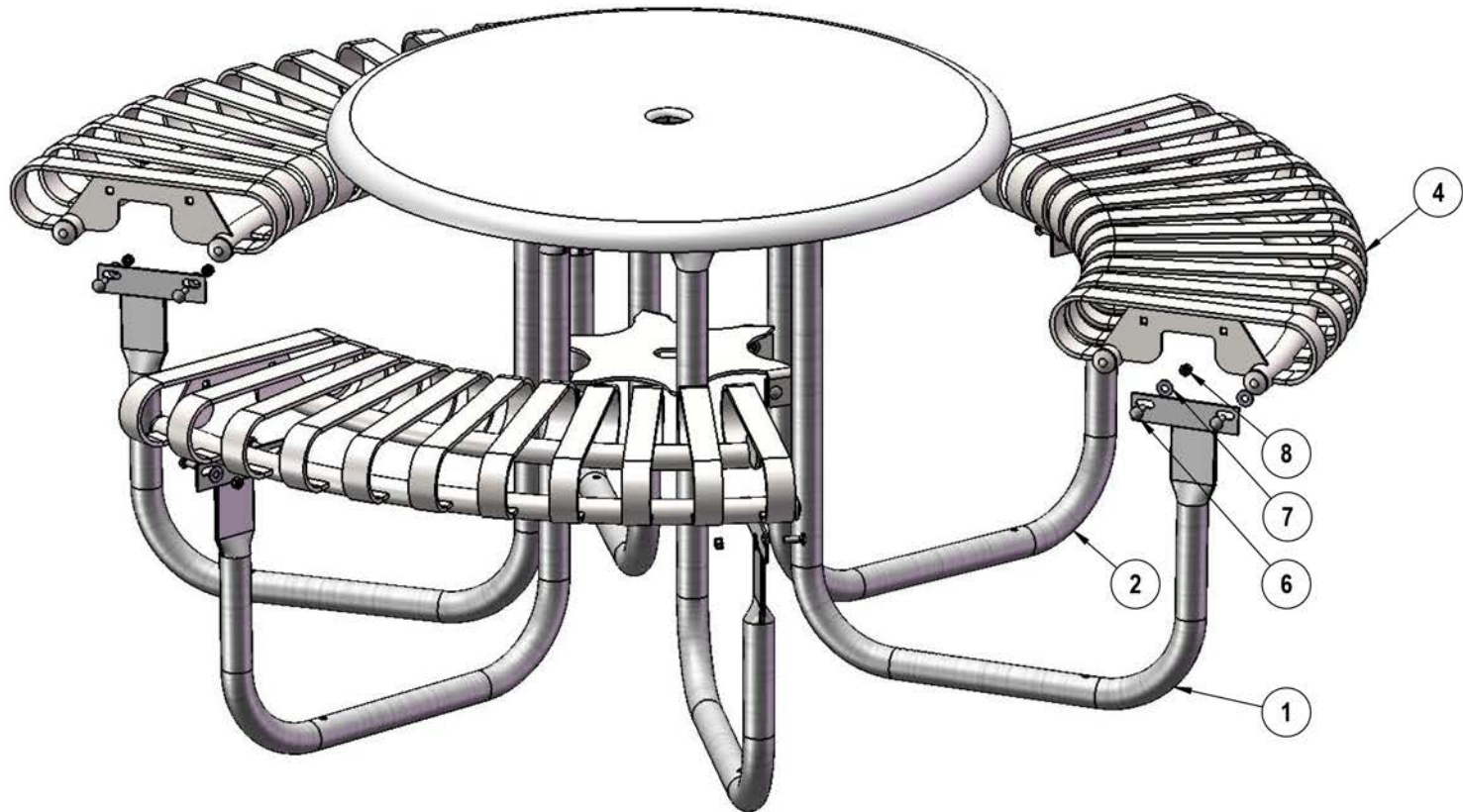
STEP 2



Attach 36" Solid Spun Top to the 358 Vinyl legs.

NOTE: Tab on Legs goes on inside of Top attachment plates

STEP 1



Attach the Kensington Round Seats to the 358 Vinyl legs.

NOTE: Tab on Leg goes on inside of Seat Attachment Plate

OVERALL DIMENSIONS

