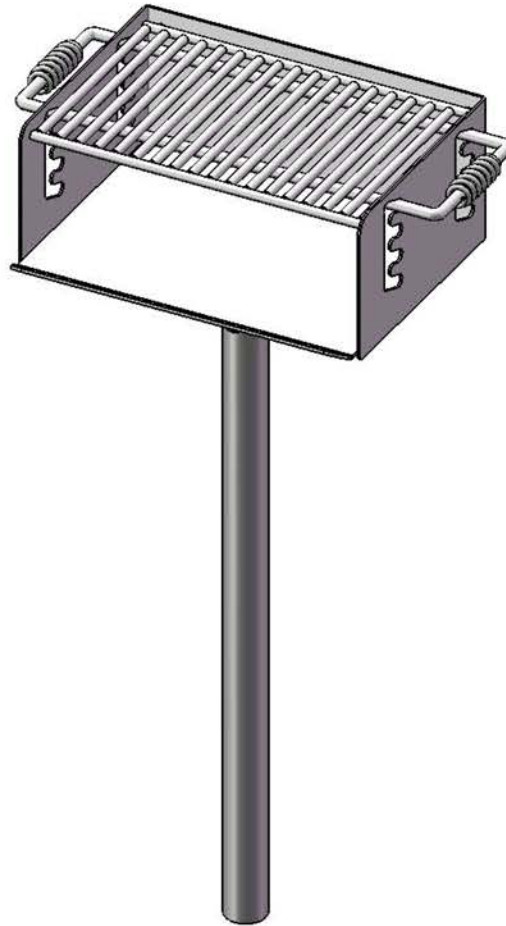


# thepark

AND FACILITIES  
C A T A L O G



Model No. 398-1481



3350 NW Boca Raton Blvd., Suite B2  
Boca Raton, FL, 33431  
1-866-280-9894

### **WARRANTY & TERMS**

**WARRANTY: 5 Year Limited Warranty on Thermoplastic coated elements.** The Park and Facilities Catalog guarantees all items for one full year to be free of defects in workmanship or materials when installed and maintained properly. We agree to repair or replace, any items determined to be defective. Items specifically not covered by this warranty include vandalism, man made or natural disasters, lack of maintenance, normal weathering or wear and tear due to public abuse.

Damages or loss in transit is the responsibility of the carrier, whether visible or concealed. It is the responsibility of the recipient to assure that the order is received complete. Before signing the delivery receipt, inspect the shipment immediately and completely. Note any damages or shortages on the bill of lading. Damage reports must be filed within 10 days. The Park and Facilities Catalog is NOT responsible for damages or loss in transit. Title to all goods passes to the customer at the time of shipment. The Park and Facilities Catalog will assist in filing claims if the freight arrangements were made by The Park and Facilities Catalog at your request.

**CANCELLATIONS AND RETURNS:** Cancellations are only accepted with approval of The Park and Facilities Catalog. No merchandise shall be returned without a Return Goods Authorization number which is issued by customer service. Any authorized merchandise must be carefully packed and received in saleable condition. A restocking charge of up to 25% will be applied to all returned goods when the error is not the fault of The Park and Facilities Catalog. All returns must be shipped freight prepaid.



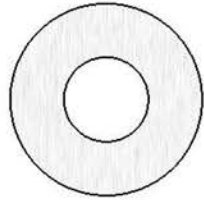
## **SAFETY WARNINGS & EQUIPMENT INSPECTION**

- Owners and installers please note these safety warnings and make use of this checklist on a regular basis.
- Follow installation instructions when erecting equipment.
- Ground surfaces around equipment should be restored as needed. Concrete footings should never be exposed. Surface depth should comply with ASTM and CPSC specifications.
- Check for and repair damage caused by wear or vandalism, a major factor in injury causing situations.
- All protruding bolts should be covered or cut off and finished smooth. Sharp edges on pipes should be capped or removed. Check for bent, broken, or severely worn pipe, and replace.
- All equipment should be free of rust and repainted whenever necessary to deter rusting.
- We provide our customers with layout sheets and installation instructions. Please keep on file the specifications sheet that contains the listing of every part used.
- Never add components not intended for use with this product.
- Regular maintenance is necessary in this and all park and recreational equipment to insure the safety of the user.
- Note: Proper maintenance of equipment requires regular tightening of all bolts, nuts, and setscrews.
- Note: Regular checking of all parts, castings, etc. should be made. If a part is broken or worn, it should be replaced immediately.
- Check to be sure all fittings are tight and that bars and pipes do not move.
- Replace all worn S-hooks. S-hooks must be completely closed. Failure to close S-hooks can result in serious injury to the user. NEVER reuse S-hooks.
- Test for free movement of swing hanger and other moving attached parts.
- Check for worn chains and replace them.
- A soft resilient surface should be placed under all swings extending at least twice the height of the top rail both front and back.

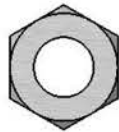
## HARDWARE



3/8" x 3"  
Machine Bolt

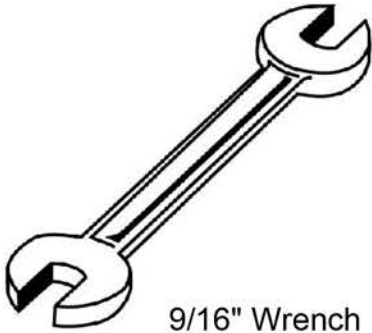


3/8" Washer



3/8" Hex Nut

## TOOLS REQUIRED



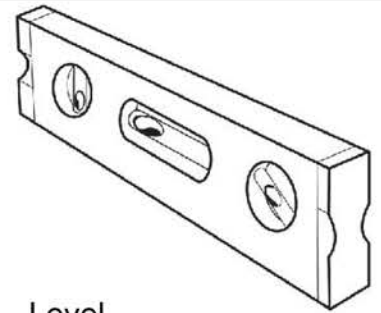
9/16" Wrench



9/16" Socket Wrench



Tape Measure



Level

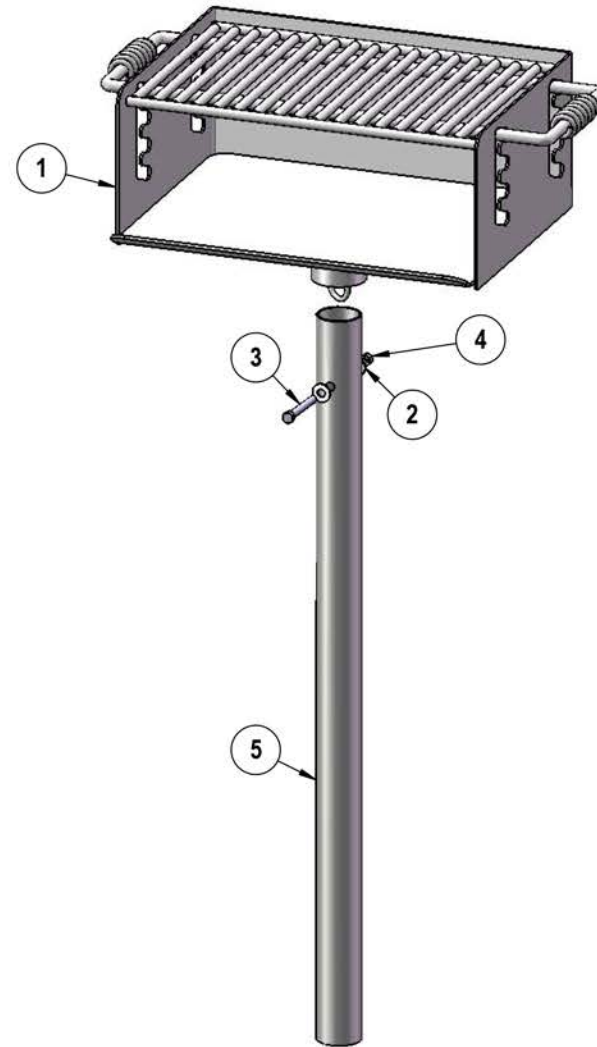


### Grill Pedestal Mounted Cooking Grill

Firebox shall have a length of 20", a width of 14", and a height of 8". Sides shall be fabricated of 10 gauge steel and the floor of 3/16" steel plate for added strength. For safety, corners of firebox shall be rounded. For drainage, holes shall be provided in the rear corners of side plates. The cooking grate shall be fabricated from 1/2" steel bars with a cooking surface of 280 sq. inches. Support bars from grate will be of heavier 5/8" round steel, with cool coil spring grip handles on each side. Grate will adjust to four convenient levels. Support post will be 2-3/8" O.D. galvanized steel pipe, 40" in length, for setting in concrete. A heavy duty 2-7/8" O.D. steel pipe shall be welded to the bottom of the grill as a swivel guide with an internal 1/4" locking hook. Finish will be non-toxic rust resistant, black paint.

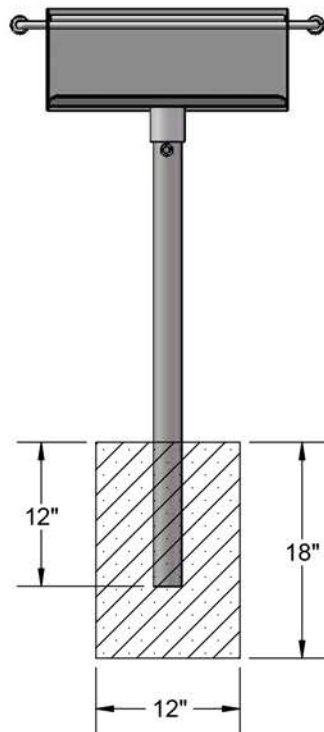
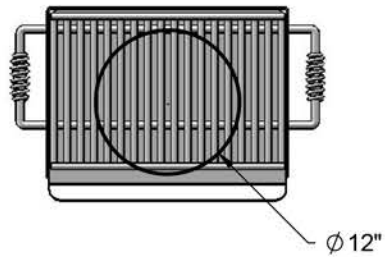
## COMPONENTS

Attach the Grill Box to the 2-3/8" Post using specified hardware.



ITEM NO.	PartNo	DESCRIPTION	QTY
1	620	620 Grill Box	1
2	33-02-0002	3/8" Zinc Plated Washer	2
3	33-05-0058	3/8" x 3" Machine Bolt (zinc)	1
4	33-01-0002	3/8" Hex Nut (Zinc)	1
5	01-03-0087	2-3/8" IG Grill Post	1

## COMPONENTS



Estimated Required Concrete:  
4 - 50lb Bags of Concrete Mix



## OVERALL DIMENSIONS

