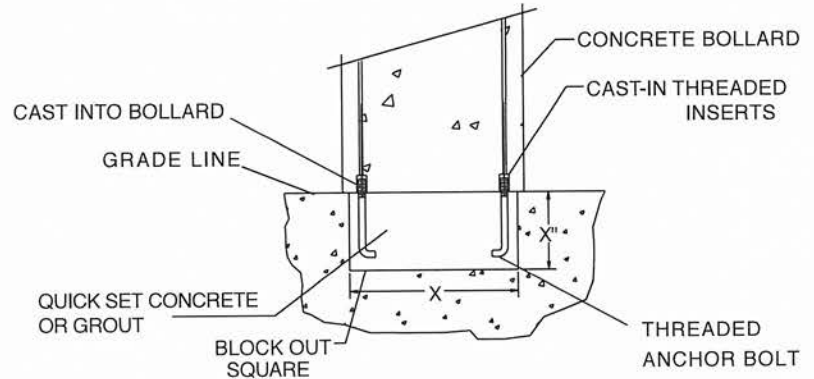


Bollard Anchor Method

****NOTE:** Review Individual Bollard Spec. for Installation Options.

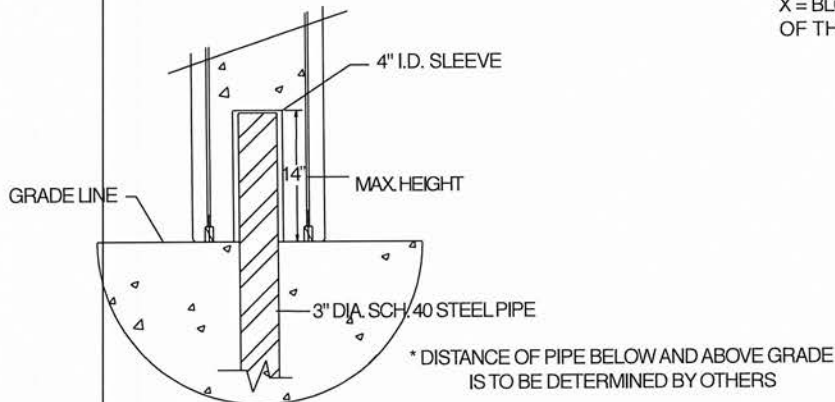
ANCHOR STYLE A



NOTE: THIS TYPE ANCHORING IS NOT USED AS BARRICADE. IF USING BOLLARD WITH LIGHT, RUN CONDUIT THROUGH CENTER OF BOLT PATTERN AND STUB OUT.

X = BLOCKOUT DIMENSION SHOULD BE 1/2" LESS THAN THE OUTSIDE OF THE BOLLARD.

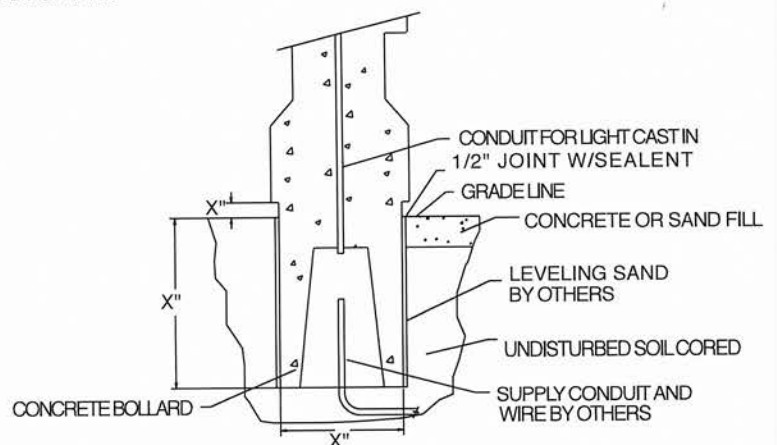
ANCHOR STYLE B



NOTE: THIS TYPE ANCHORING IS ALSO USED AS A BARRICADE. BOLLARD HELD IN PLACE BY STEEL PIPE. STEEL PIPE MUST BE ANCHORED IN CONCRETE FOOTING.

TYP. 12" DIA. CONCRETE BOLLARD SAME ANCHORING SYSTEM USED ON 14" AND 18" DIA. OR SQ. BOLLARDS


ANCHOR STYLE C



thepark AND FACILITIES
CATALOG

220 Congress Park Dr. #215 Delray Beach, Fl. 33445
www.theparkcatalog.com Ph: 800-695-3503

Product Information

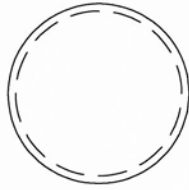


Size:	12" Dia. x 30"
Weight:	295 Lbs.
Material:	Reinforced concrete
Reinforcing:	1/4" & 3/8" Dia. steel rebar
Core Size:	4" Dia. x 14" H
Mounting Options:	Options A or B

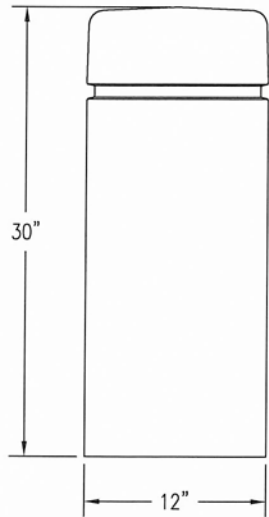
Finish Options

Standard

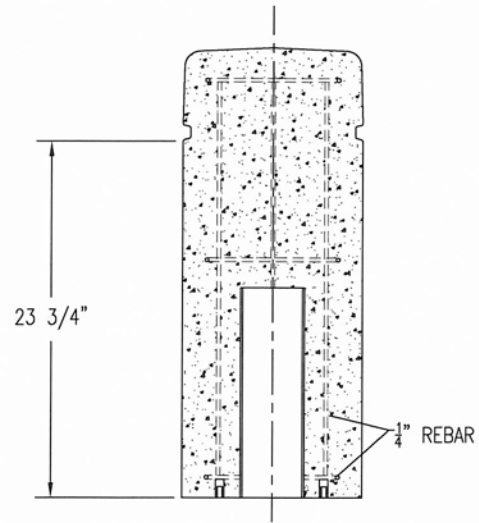
- Exposed Aggregate
- Weatherstone



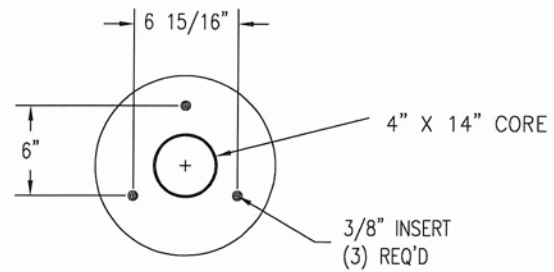
1 TOP VIEW



2 ELEVATION VIEW



4 CROSS SECTION



3 BOTTOM VIEW