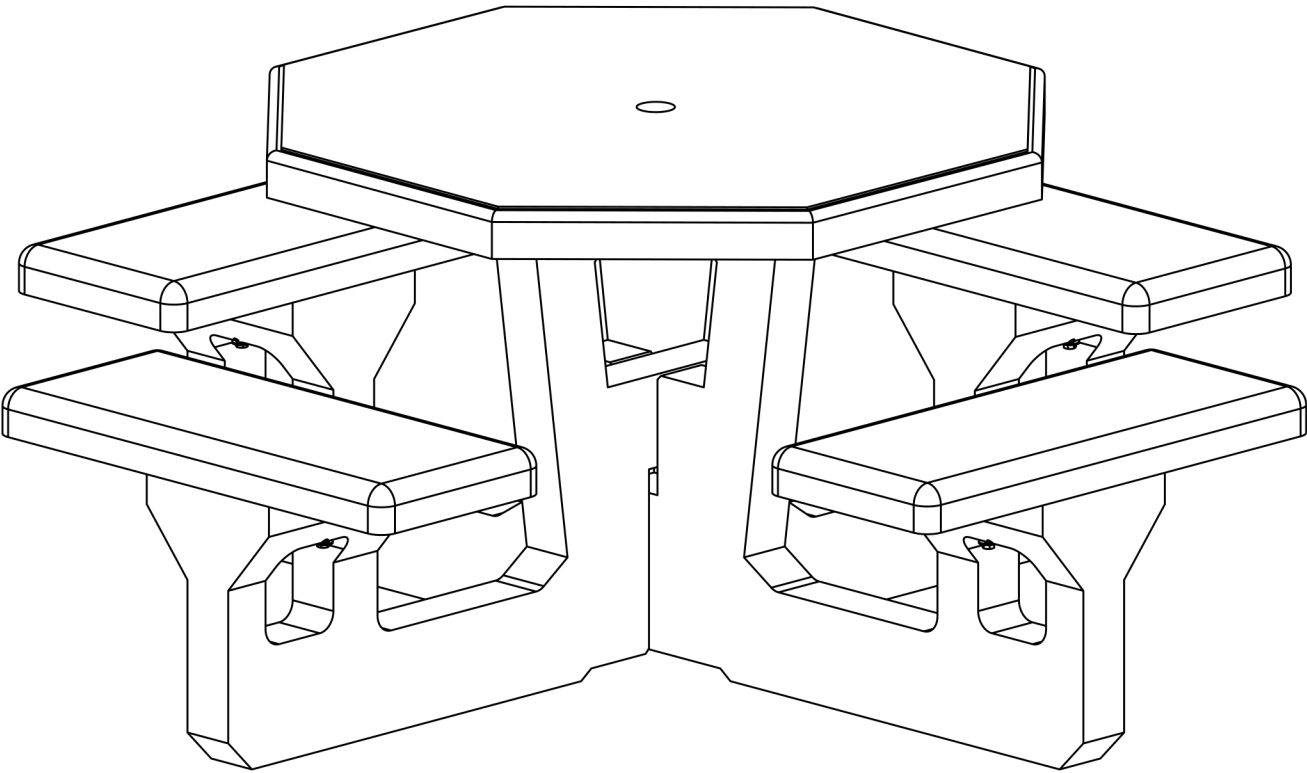
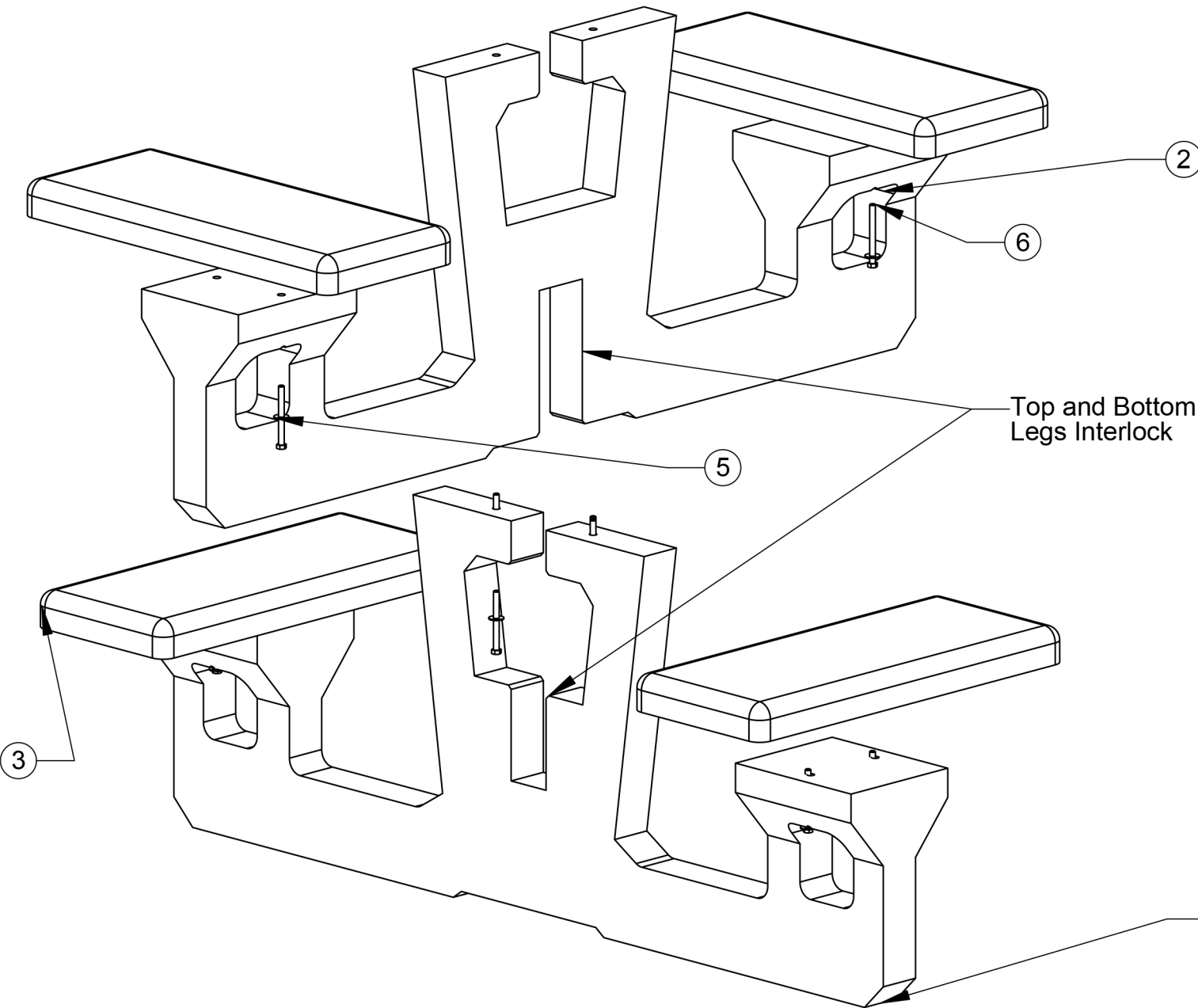
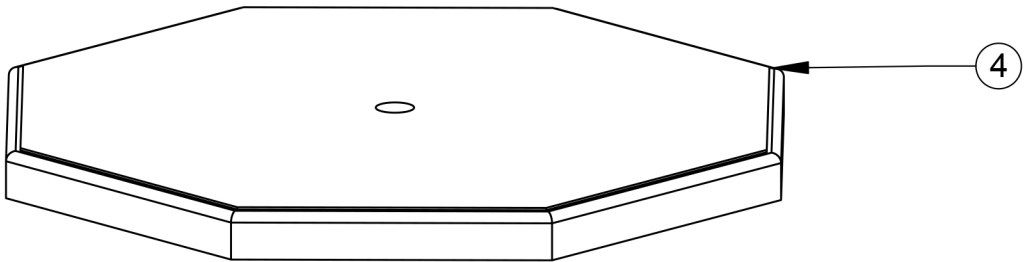


ITEM NO.	PART NUMBER	DESCRIPTION	Checker Board /QTY.
1	Leg	Leg Bottom	1
2	Leg Top	Leg Top	1
3	Seat	Concrete Seat	4
4	Octagon Top	Concrete Table Top	1
5	3.8 Flat Washer	3/8" USS flatwasher, plated	12
6	3.8-16x4 Hex Bolt	3/8x4" Gr 2 plated bolt	12

REVISION			
REV.	DESCRIPTION OF CHANCE	DATE	DESIGNER

For assembly:
Set bottom Leg (Self Standing)
Set top leg over bottom leg
Set the seats on the flat parts of the legs
Install 4" bolts and washers through
legs into seat inserts (2 per seat)
Tighten bolts snugly (DO NOT OVER TIGHTEN)
Set table top on legs lining up the inserts
of the top with the holes in the legs
Assemble 4" bolts and washers through the holes
of the table top into inserts in the legs
(Be Very Careful Not To Overtighten Bolts)
Tables should be unassembled before moving



TREATMENT: NONE	MATERIAL: Concrete		The Park and Facilities Catalog 220 Congress Park Dr. #215 Delray Beach, FL 33445	
	APPROVALS DRAWN: S. Petersen	DATE 10/27/1992		
TOLERANCES INCH/ MILLIMETER : INCH [MILLIMETER] X.XX [X.X] = ± .01 [0.3] X.XXX [X.XX]= ± .005 [0.13] X.XXXX [X.XXX]= ± .0005 [0.13] ANGLES = ± 0.5°	CHECKED: M.SIEMER	10/27/1992	Octagonal Concrete Picnic Table	
	WEIGHT: 1080 LBS.			
MODEL: 154-1151		SIZE PART NO.		REV. A
SIZE: 66"X66"X29"		SCALE:1:24		SHEET 1 OF 1