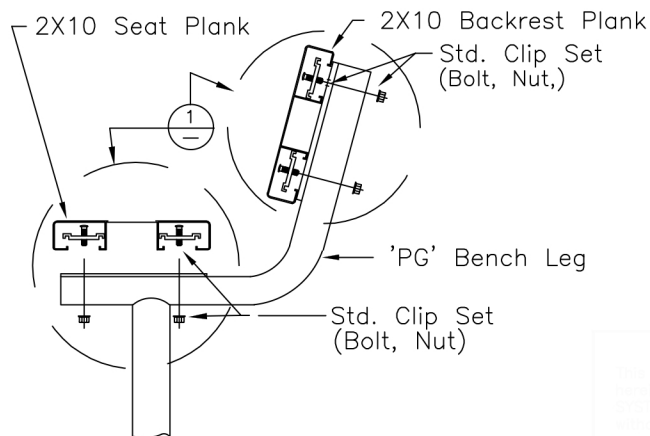
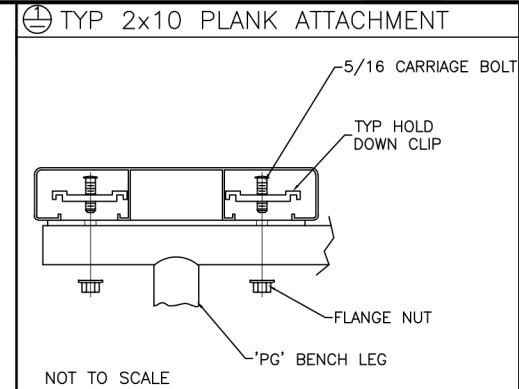


ISOMETRIC VIEW OF BENCH ASSEMBLY

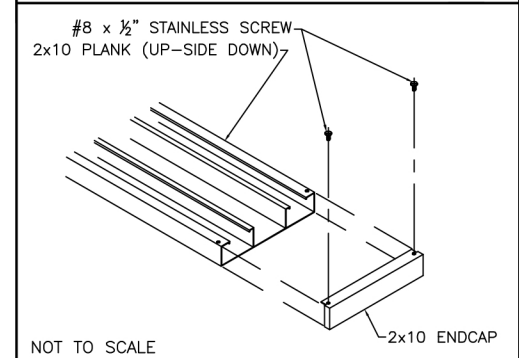
Note: Seat Plank Shown Dotted for Clarity



SIDE VIEW OF BENCH ASSEMBLY



2 TYP 2x10 ENDCAP ATTACHMENT



## The Park and Facilities Catalog

220 Congress Park Dr. #215 Delray Beach, FL 33445

SCALE: NTS	APPROVED BY:	DRAWN BY: JLB
DATE: 11/12/12		
TITLE: 'PG' PORTABLE BENCH W/BACK, 6' LONG		
CUSTOMER:		DRAWING NUMBER: BPG00600