



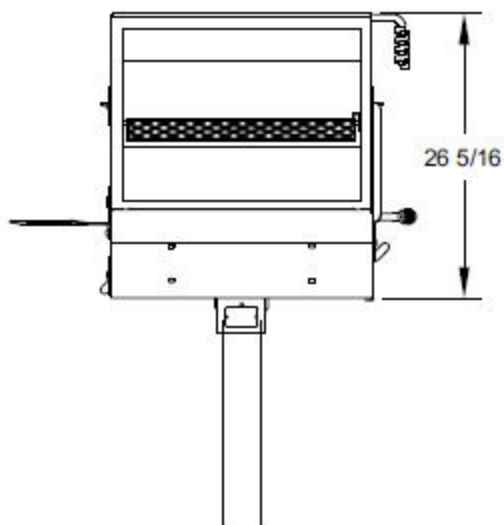
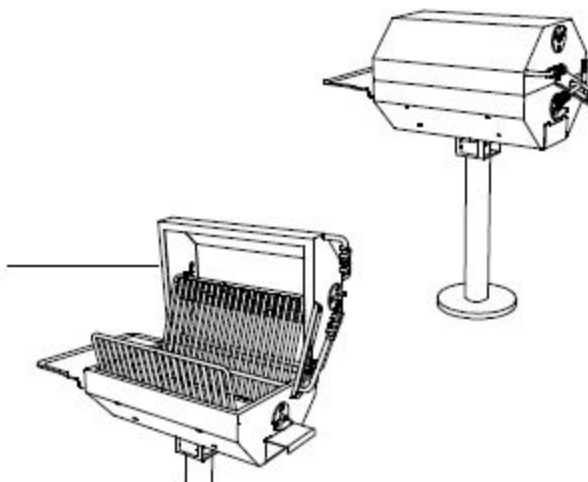
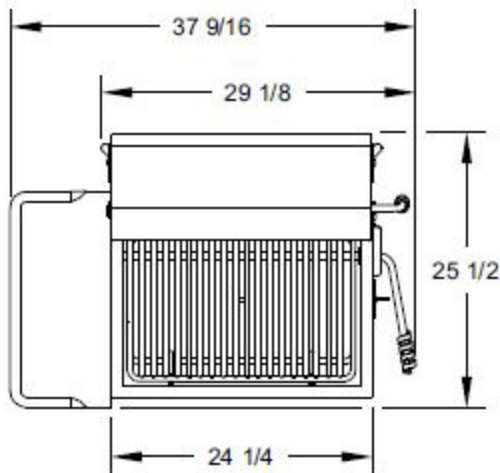
- Cover protects inner parts of the grill from the elements to prolong grill life
- Fire grate allows better draft control and keeps the fire off of the bottom of the firebox to prolong grill life
- Four draft vents for heat and smoke control
- Fire and cooking grates are permanently attached to the firebox but tip up for easy cleaning
- Public use-type grips of coiled steel bar
- Theft-proof base attachment
- Full 360° rotation for draft control
- Utility shelf included
- Quality construction throughout

#### AVAILABLE OPTIONS

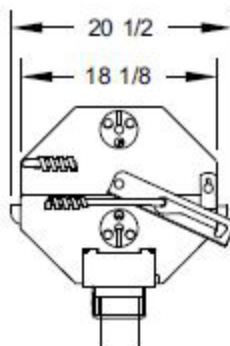
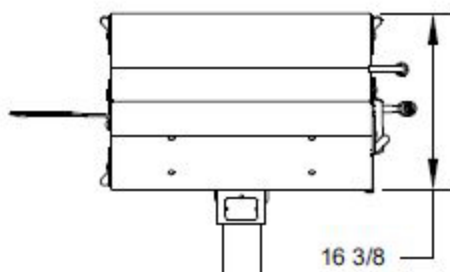
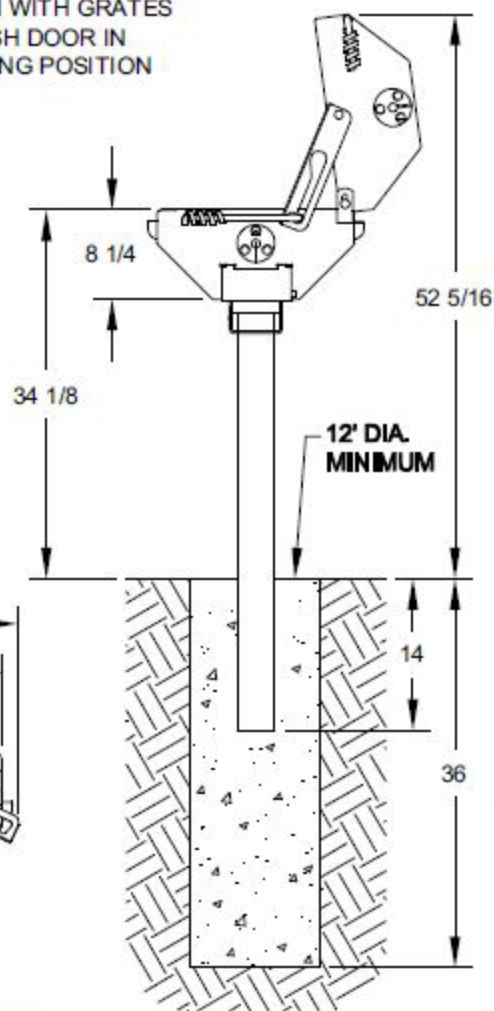
- Swivel Utility Shelf
- Portable Caster Base
- Portable Disk Base
- Bolt-down Base Plate Base

#### SPECIFICATIONS:

- **Model No. 136-1050** is 19-1/2" x 29-1/4" x 16-1/2" high overall and has a cooking area of 320 sq. in.
- Grill is supported by a 3-1/2" O.D., 40" long, steel pipe for permanent installation in concrete footing (indicated by B2 in model no., e.g. EC-26/S B2).
- Edges of firebox and cover which mate are stiffened with a 1" flange. All edge connections are entirely welded. Cover of 14 gauge sheet metal is reinforced with 11 gauge steel end panels. Firebox is fabricated from 10 gauge steel plate with 11 gauge steel end panels. Cover and firebox contain 4 sets of ventilation holes with adjustable steel vent covers.
- Cover is secured to the firebox by two hinges designed to eliminate finger pinch points. A bracket designed with a safety stop holds the cover open to prevent accidental closing.
- Cooking grate is constructed with a one-piece, formed perimeter bar and grate bars of 1/2" dia. A-36 steel bar. Cooking grate tips back to provide access to the fire grate for fire building and ash removal.
- Fire grate is constructed with a one-piece, formed perimeter bar and grate bars of 1/2" dia. A-36 steel bar. Two steel retainer bars prevent removal of grate and allows grate to be tipped vertically with included hook for easy ash removal through clean-out hatch.
- Cover and grate handles are constructed from 5/8" dia. A-36 steel bar and provided with a substantial spring grip handle suitable for use by the public made from 1/8" x 1/2" steel flat bar (not wire springs).
- A base attachment mechanism constructed from 3/16" steel plate is theft-proof and allows continuous rotation in either direction.
- Entire unit is finished in high temperature, heat resistant, nontoxic black enamel.
- **Standard:** Includes one 3/16" x 9" x 19-1/4" steel plate utility shelf
  - **Optional:** bolt-down base plate base.
  - **Optional:** portable disc base
  - **Optional:** portable caster base
  - **Optional:** swivel shelf is available as an additional item. Shelf must be installed on base post before grill.



SHOWN WITH GRATES  
AND ASH DOOR IN  
CLEANING POSITION



ALL DIMENSIONS IN INCHES