



- Four cooking height levels with easy grate adjustment in slots die-cut from the steel sides of grill box
- Firebox is reinforced with flares die-formed into front edges of side panels
- Integral ash retainer flange combats heat warpage and prevents ashes from falling from the firebox
- Theft-proof base attachment
- Full 360° rotation for draft control
- Public use-type grips of coiled steel bar
- Economic design, quality construction
- Utility shelf option

AVAILABLE OPTIONS

Back Utility Shelf
Swivel Shelf
Portable Disk Base
Bolt-down Base Plate Base
Stainless Steel Grate

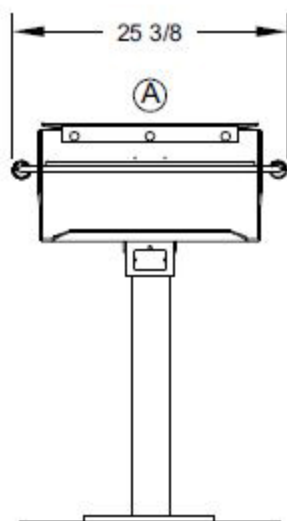
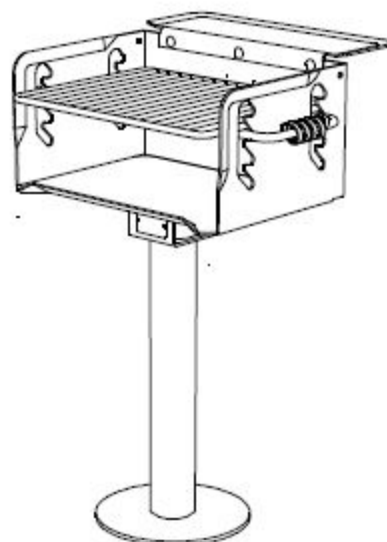
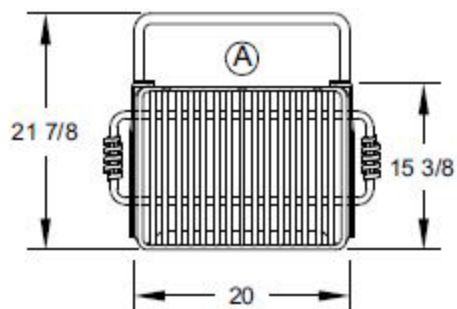
SPECIFICATIONS:

- **Model 136-1021** has a 300 sq. in. grate that adjusts to 4 levels between 3-1/2" and 8-3/4" above the firebed in a 15" x 20" x 10" high firebox.
- The firebox is constructed entirely of 3/16" plate steel with integral ash flange die-formed into front edge to retain ashes and provide reinforcement. Panel reinforcing flares are die-formed into the front edges of both side panels. All exposed corners are rounded to 1-1/2" radius and all edge connections are entirely welded. Allowance for drainage is provided.
- The grate is constructed from 5/8" dia. A-36 steel bars for support handles and 1/2" dia. A-36 steel bars spaced 1-1/8" on centers to provide the grate surface and are permanently attached to firebox.
- Grate is provided with two substantially constructed spring coil grips suitable for public use made from 1/8" x 1/2" steel flat bar (not wire springs).
- Grill is permanently attached after base installation by means of absolutely theft-proof base attachment allowing continuous rotation of grill in either direction.
- **Standard:** Grill is supported by a 3-1/2" O.D. x 40" long steel pipe for permanent installation in concrete footing
- Entire unit is finished in high temperature, heat resistant, nontoxic black enamel.
- Optional: 3/16" x 7" x 20" black enamel painted steel utility shelf.
- Optional: 3/16" x 7" x 16" black enamel painted steel plate swivel utility shelf capable of rotating 360 degrees around base post. Must be installed on base post before grill. Order as separate item
- Optional: Grill is provided with a grate constructed from 304 grade stainless steel bars with the same component dimensions and construction features as above.
- Optional: Grill is provided with a 1/4" x 8" x 8" bolt-down base plate base for hard surface mounting applications.
- Optional: Grill is provided with a 23-3/8" dia. portable disc base.

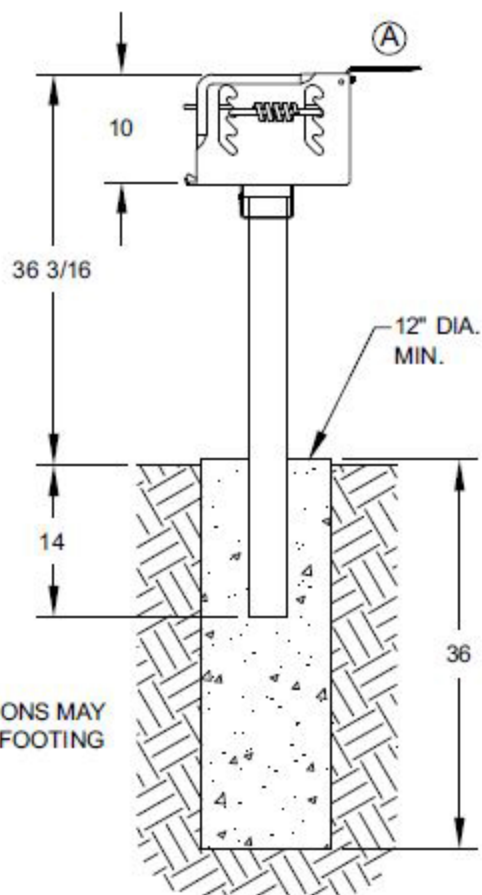
The Park and Facilities Catalog

220 Congress Park Dr. #215 Delray Beach, FL 33445

www.theparkcatalog.com Ph: 800-695-3503



Ⓐ OPTIONAL UTILITY SHELF - ADD /S
TO MODEL NUMBER



NOTE:
LOCAL SOIL CONDITIONS MAY
REQUIRE A LARGER FOOTING

ALL DIMENSIONS IN INCHES

**PARK GRILL WITH BASE
SHOWN WITH OPTIONAL UTILITY SHELF**

The Park and
Facilities Catalog
220 Congress Park Dr.
Delray Beach FL 33445

DRAWN BY	WWM
DATE	10-28-08
DWG. NO.	AI-1403