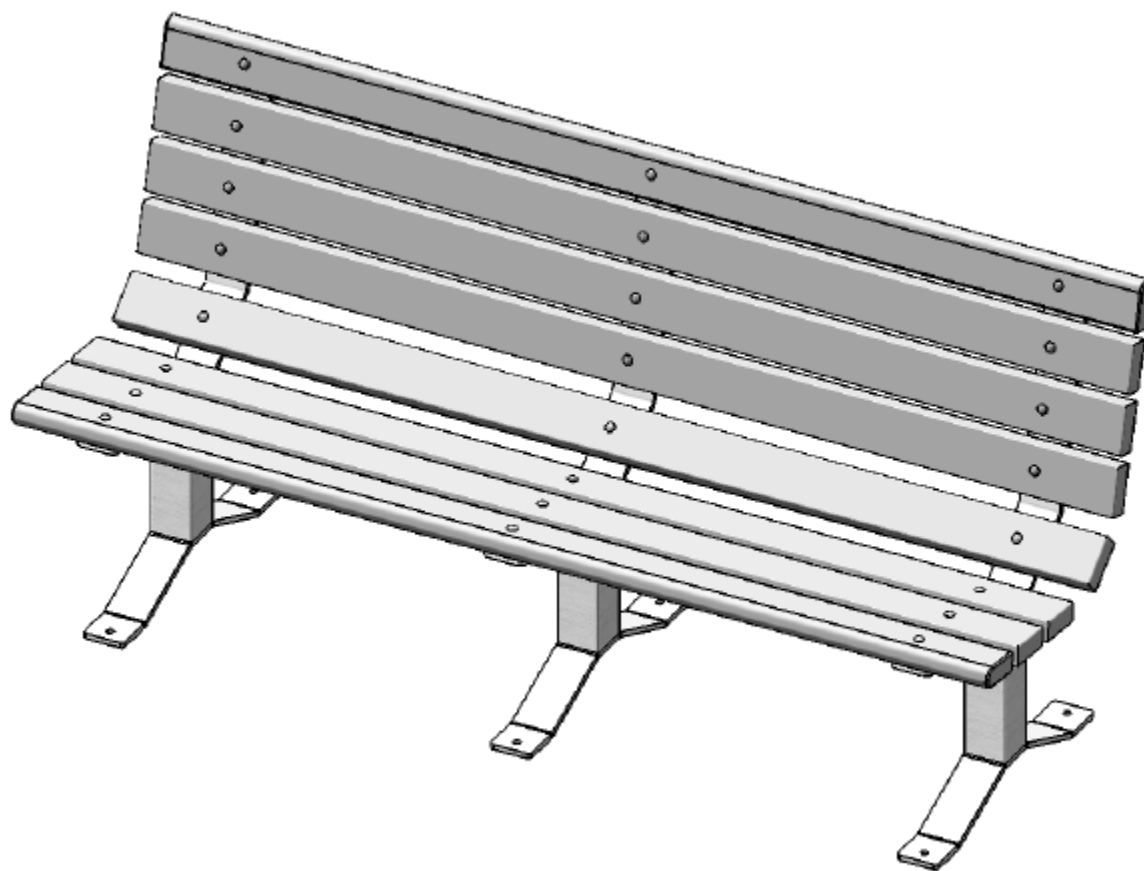


**Recycled Plastic Single Sided Park Bench - Surface Mount**  
**398-1223**



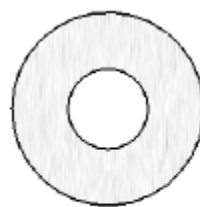
## Safety Warnings & Equipment Inspection

- Owners and installers please note these safety warnings and make use of this checklist on a regular basis.
- Follow installation instructions when erecting equipment.
- Ground surfaces around equipment should be restored as needed. Concrete footings should never be exposed. Surface depth should comply with ASTM and CPSC specifications.
- Check for and repair damage caused by wear or vandalism, a major factor in injury causing situations.
- All protruding bolts should be covered or cut off and finished smooth. Sharp edges on pipes should be capped or removed. Check for bent, broken, or severely worn pipe, and replace.
- All equipment should be free of rust and repainted whenever necessary to deter rusting.
- We provide our customers with layout sheets and installation instructions. Please keep on file the specifications sheet that contains the listing of every part used.
- Never add components not intended for use with this product.
- Regular maintenance is necessary in this and all park and recreational equipment to insure the safety of the user.
- Note: Proper maintenance of equipment requires regular tightening of all bolts, nuts, and setscrews.
- Note: Regular checking of all parts, castings, etc. should be made. If a part is broken or worn, it should be replaced immediately.
- Check to be sure all fittings are tight and that bars and pipes do not move.
- Replace all worn S-hooks. S-hooks must be completely closed. Failure to close S-hooks can result in serious injury to the user. NEVER reuse S-hooks.
- Test for free movement of swing hanger and other moving attached parts.
- Check for worn chains and replace them.
- A soft resilient surface should be placed under all swings extending at least twice the height of the top rail both front and back.

**Hardware**



5/16" x 2-1/4"  
Carriage Bolt

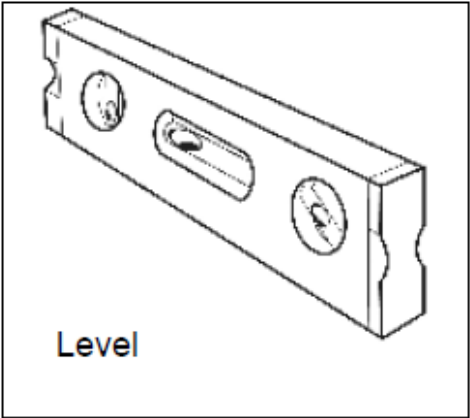
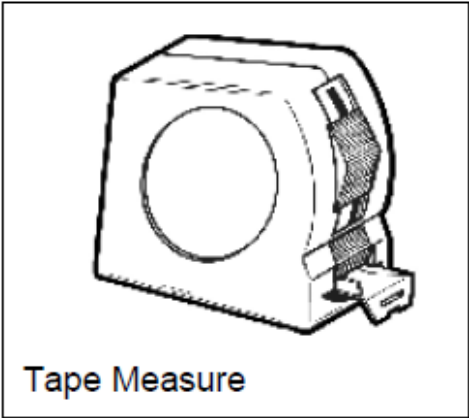
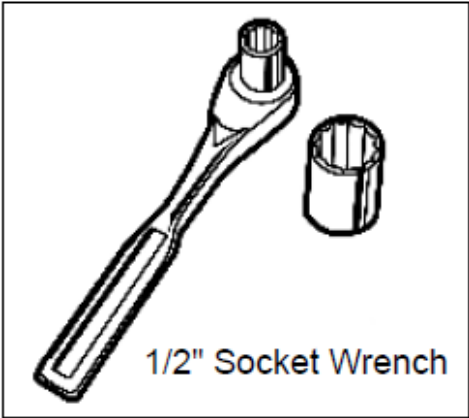
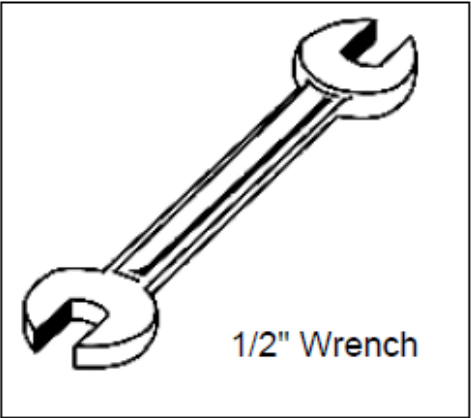


5/16" Washer



5/16" Hex Nut

**Tools Required**



**Product Specifications**

**Seats & Back:** 2x4 planks are made from a minimum of 96% post-consumer or post-industrial recycled plastic. Contains UV stabilizers to prevent fading.

**Frame:** 3" x 3" square x 11 gauge structural steel tubing. Seat/back and surface mount plate are fabricated from 3/8" steel plate. All electrically MIG welded.

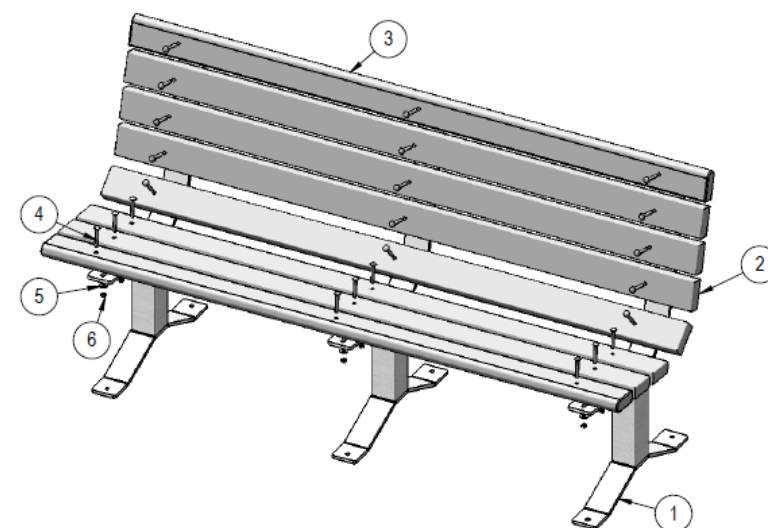
**Frame Coating:** TGIC electrostatic powder coated application oven cured, or hot dipped galvanized after fabrication.

**Hardware:** All fasteners are zinc coated.

**Dimensions:** 6' portable/surface mount bench with back. Seat height is 17". Seat back height is 35". Total depth of seat with back is 23-1/2".

**Components**

Attach the 6' Recycled Planks to the frames using specified hardware.



**Recommended Surface Mount Hardware:**  
3/8" x 3-1/2" Concrete Expansion Anchor Bolts  
(Optional, Not Included)

ITEM NO.	PartNo	DESCRIPTION	QTY
1	P-W982SM	SM frame	3
2	BRN72-2x4-B, CDR72-2x4-B, GRN72-2x4-B, or GRY72-2x4-B	2 x 4 Brown Recycled Bench Plank (6'), 2 X 4 Cedar Recycled Bench Plank (6'), 2 x 4 Green Recycled Bench Plank (6'), or 2 x 4 Grey Recycled Bench Plank (6')	6
3	BRN72-2x4B-B, CDR72-2x4B-B, GRN72-2x4B-B, or GRY72-2x4B-B	2 x 4 Brown Recycled Bench Bullnose Plank (6'), 2 X 4 Cedar Recycled Bench Bullnose Plank(6'), 2 x 4 Green Recycled Bench Bullnose Plank (6'), or 2 x 4 Grey Recycled Bench Bullnose Plank (6')	2
4	33-06-0006	5/16" x 2 1/4" Carriage Bolt (Zinc)	24
5	33-02-0001	5/16" Zinc Plated Washer	24
6	33-01-0001	5/16" Hex Nut (Zinc)	24

**Overall Dimensions**

